

Product datasheet

Anti-NLN antibody [1B8] ab119238

9 图像

概述

产品名称	Anti-NLN抗体[1B8]
描述	小鼠单克隆抗体[1B8] to NLN
宿主	Mouse
经测试应用	适用于: WB, IHC-P
种属反应性	与反应: Human
免疫原	Full length recombinant protein of Human NLN (NP_065777) produced in HEK293T cells.
阳性对照	Tissue from Human kidney, lung carcinoma, ovary adenocarcinoma, pancreas, endometrial adenocarcinoma, prostate carcinoma, bladder carcinoma and tonsils
常规说明	Dilute in PBS (pH7.3) before use. Stable for 12 months from date of receipt.

性能

形式	Liquid
存放说明	Shipped at 4°C. Upon delivery aliquot and store at -20°C. Avoid repeated freeze / thaw cycles.
存储溶液	pH: 7.30 Preservative: 0.02% Sodium azide Constituents: 48% PBS, 1% BSA, 50% Glycerol
纯度	Protein A purified
纯化说明	Purified from mouse ascites fluids by affinity chromatography
克隆	单克隆
克隆编号	1B8
同种型	IgG2b

应用

Our [Abpromise guarantee](#) covers the use of **ab119238** in the following tested applications.

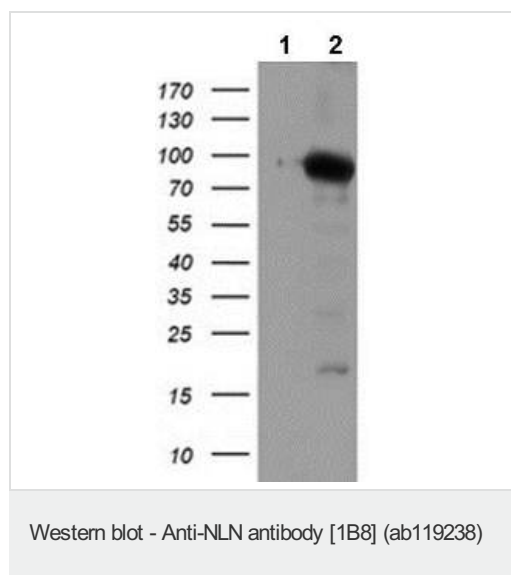
The application notes include recommended starting dilutions; optimal dilutions/concentrations should be determined by the end user.

应用	Ab评论	说明
WB		1/500 - 1/2000. Predicted molecular weight: 81 kDa.
IHC-P		1/150.

## 靶标

功能	Hydrolyzes oligopeptides such as neurotensin, bradykinin and dynorphin A.
序列相似性	Belongs to the peptidase M3 family.
细胞定位	Mitochondrion intermembrane space. Cytoplasm.

## 图片



**All lanes :** Anti-NLN antibody [1B8] (ab119238) at 1/500 dilution

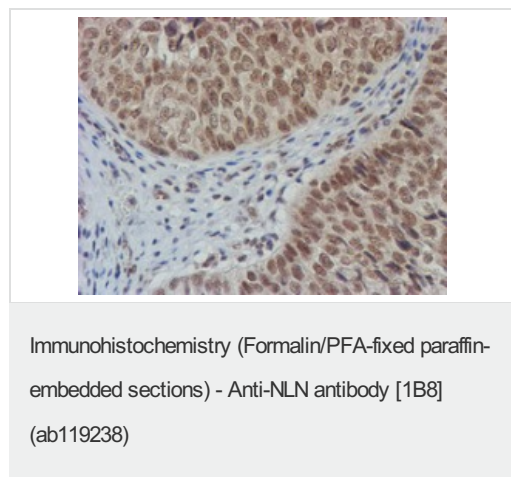
**Lane 1 :** Lysate of HEK293T cells transfected with the pCMV6-ENTRY control cDNA

**Lane 2 :** Lysate of HEK293T cells transfected with the pCMV6-ENTRY NLN cDNA

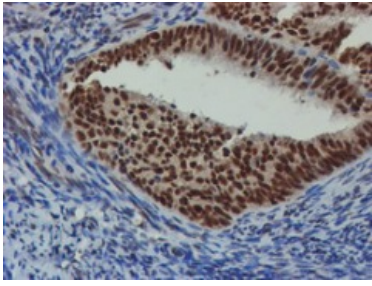
Lysates/proteins at 5 µg per lane.

**Predicted band size:** 81 kDa

HEK293T cell lysates were generated from transient transfection of the cDNA clone (RC212447)

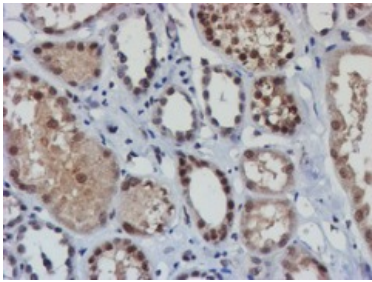


ab119238, at 1/150, staining NLN by immunohistochemistry in paraffin-embedded carcinoma of Human bladder tissue



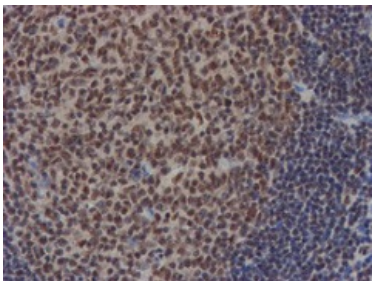
Immunohistochemistry (Formalin/PFA-fixed paraffin-embedded sections) - Anti-NLN antibody [1B8] (ab119238)

ab119238, at 1/150, staining NLN by immunohistochemistry in paraffin-embedded adenocarcinoma of Human endometrium tissue



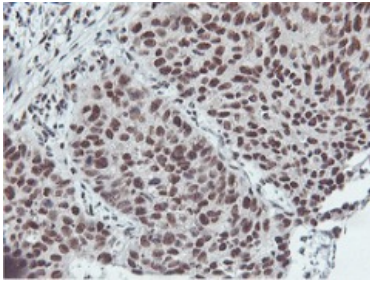
Immunohistochemistry (Formalin/PFA-fixed paraffin-embedded sections) - Anti-NLN antibody [1B8] (ab119238)

ab119238, at 1/150, staining NLN by immunohistochemistry in paraffin-embedded Human kidney tissue



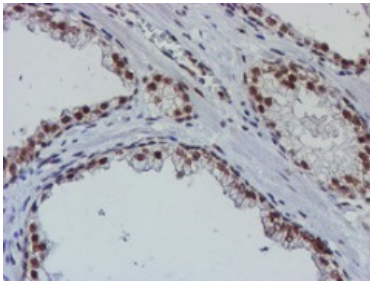
Immunohistochemistry (Formalin/PFA-fixed paraffin-embedded sections) - Anti-NLN antibody [1B8] (ab119238)

ab119238, at 1/150, staining NLN by immunohistochemistry in paraffin-embedded of Human tonsil tissue



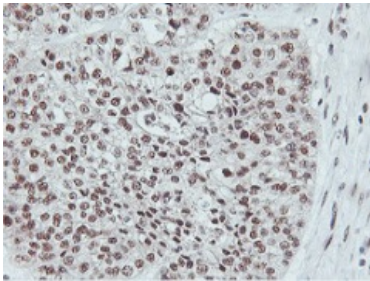
Immunohistochemistry (Formalin/PFA-fixed paraffin-embedded sections) - Anti-NLN antibody [1B8] (ab119238)

ab119238, at 1/150, staining NLN by immunohistochemistry in paraffin-embedded carcinoma of Human lung tissue



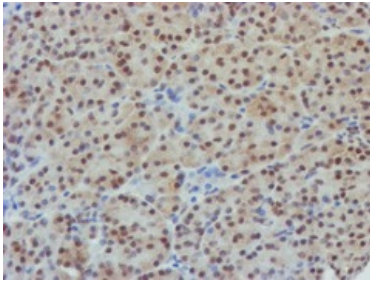
Immunohistochemistry (Formalin/PFA-fixed paraffin-embedded sections) - Anti-NLN antibody [1B8] (ab119238)

ab119238, at 1/150, staining NLN by immunohistochemistry in paraffin-embedded carcinoma of Human prostate tissue



Immunohistochemistry (Formalin/PFA-fixed paraffin-embedded sections) - Anti-NLN antibody [1B8] (ab119238)

ab119238, at 1/150, staining NLN by immunohistochemistry in paraffin-embedded adenocarcinoma of Human ovary tissue



ab119238, at 1/150, staining NLN by immunohistochemistry in paraffin-embedded Human pancreas tissue

Immunohistochemistry (Formalin/PFA-fixed paraffin-embedded sections) - Anti-NLN antibody [1B8] (ab119238)

**Please note:** All products are "FOR RESEARCH USE ONLY AND ARE NOT INTENDED FOR DIAGNOSTIC OR THERAPEUTIC USE"

### **Our Abpromise to you: Quality guaranteed and expert technical support**

---

- Replacement or refund for products not performing as stated on the datasheet
- Valid for 12 months from date of delivery
- Response to your inquiry within 24 hours
- We provide support in Chinese, English, French, German, Japanese and Spanish
- Extensive multi-media technical resources to help you
- We investigate all quality concerns to ensure our products perform to the highest standards

If the product does not perform as described on this datasheet, we will offer a refund or replacement. For full details of the Abpromise, please visit <https://www.abcam.cn/abpromise> or contact our technical team.

### **Terms and conditions**

---

- Guarantee only valid for products bought direct from Abcam or one of our authorized distributors