

## Product datasheet

# Anti-PYCR2 antibody [2F11] ab117913

### 3 图像

#### 概述

产品名称	Anti-PYCR2抗体[2F11]
描述	小鼠单克隆抗体[2F11] to PYCR2
宿主	Mouse
经测试应用	适用于: WB, ICC/IF
种属反应性	与反应: Human
免疫原	Recombinant Full length human PYCR2 proetin produced in HEK293T cells (NP_037460).
阳性对照	HEK293T cell lysate transfected with pCMV6-ENTRY PYCR2; HepG2, HeLa, Jurkat cell lysates; COS7 cells transiently transfected by pCMV6-ENTRY PYCR2.
常规说明	Stable for 12 months from date of receipt.

#### 性能

形式	Liquid
存放说明	Shipped at 4°C. Upon delivery aliquot and store at -20°C. Avoid repeated freeze / thaw cycles.
存储溶液	pH: 7.30 Preservative: 0.02% Sodium azide Constituents: 48% PBS, 50% Glycerol, 1% BSA
纯度	Protein A purified
纯化说明	ab117913 is purified from Mouse ascites fluids by affinity chromatography.
克隆	单克隆
克隆编号	2F11
同种型	IgG2b

#### 应用

Our [Abpromise guarantee](#) covers the use of **ab117913** in the following tested applications.

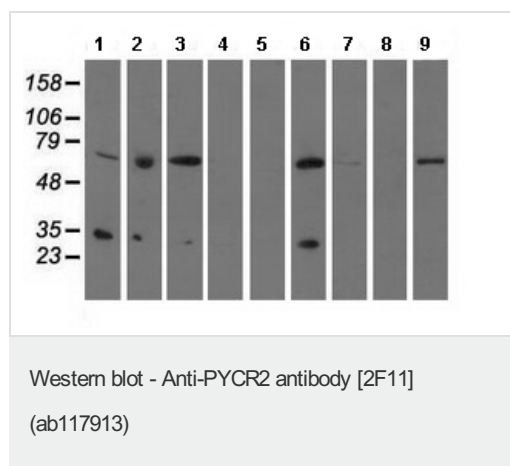
The application notes include recommended starting dilutions; optimal dilutions/concentrations should be determined by the end user.

应用	Ab评论	说明
WB		1/500 - 1/2000. Predicted molecular weight: 34 kDa.
ICC/IF		1/100.

## 靶标

<b>功能</b>	Housekeeping enzyme that catalyzes the last step in proline biosynthesis. In some cell types, such as erythrocytes, its primary function may be the generation of NADP(+). Can utilize both NAD and NADP. Has higher affinity for NADP, but higher catalytic efficiency with NADH.
<b>组织特异性</b>	Detected in erythrocytes (at protein level).
<b>通路</b>	Amino-acid biosynthesis; L-proline biosynthesis; L-proline from L-glutamate 5-semialdehyde: step 1/1.
<b>序列相似性</b>	Belongs to the pyrroline-5-carboxylate reductase family.
<b>细胞定位</b>	Cytoplasm.

## 图片



**All lanes :** Anti-PYCR2 antibody [2F11] (ab117913) at 1/500 dilution

**Lane 1 :** HepG2 cell lysate

**Lane 2 :** HeLa cell lysate

**Lane 3 :** HT29 cell lysate

**Lane 4 :** A549 cell lysate

**Lane 5 :** COS7 cell lysate

**Lane 6 :** Jurkat cell lysate

**Lane 7 :** MDCK cell lysate

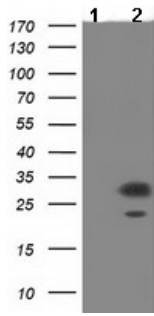
**Lane 8 :** PC12 cell lysate

**Lane 9 :** MCF7 cell lysate

Lysates/proteins at 35 µg per lane.

**Predicted band size:** 34 kDa

HEK293T cell lysates were generated from transient transfection of the cDNA clone (RC204525)



Western blot - Anti-PYCR2 antibody [2F11]  
(ab117913)

**All lanes :** Anti-PYCR2 antibody [2F11]  
(ab117913) at 1/500 dilution

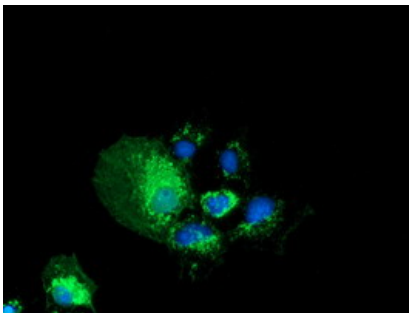
**Lane 1 :** HEK293T cell lysate transfected with  
the pCMV6-ENTRY control cDNA

**Lane 2 :** HEK293T cell lysate transfected with  
the pCMV6-ENTRY PYCR2 cDNA

Lysates/proteins at 5 µg per lane.

**Predicted band size:** 34 kDa

HEK293T cell lysates were generated from  
transient transfection of the cDNA clone  
(RC204525)



Immunocytochemistry/ Immunofluorescence - Anti-  
PYCR2 antibody [2F11] (ab117913)

ab117913 at 1/100 dilution staining PYCR2 in  
COS7 cells transiently transfected by pCMV6-  
ENTRY PYCR2 by Immunofluorescence.

**Please note:** All products are "FOR RESEARCH USE ONLY AND ARE NOT INTENDED FOR DIAGNOSTIC OR THERAPEUTIC USE"

### Our Abpromise to you: Quality guaranteed and expert technical support

- Replacement or refund for products not performing as stated on the datasheet
- Valid for 12 months from date of delivery
- Response to your inquiry within 24 hours
- We provide support in Chinese, English, French, German, Japanese and Spanish
- Extensive multi-media technical resources to help you
- We investigate all quality concerns to ensure our products perform to the highest standards

If the product does not perform as described on this datasheet, we will offer a refund or replacement. For full details of the Abpromise, please visit <https://www.abcam.cn/abpromise> or contact our technical team.

## Terms and conditions

---

- Guarantee only valid for products bought direct from Abcam or one of our authorized distributors