

Product datasheet

Anti-XPA antibody ab84780

★★★★☆ 1 Abreviews 3 图像

概述

产品名称	Anti-XPA抗体
描述	兔多克隆抗体to XPA
宿主	Rabbit
经测试应用	适用于: IHC-P
种属反应性	与反应: Mouse, Human 预测可用于: Rhesus monkey, Gorilla, Elephant
免疫原	Synthetic peptide, corresponding to a region between residue 1 and 50 of human XPA (NP_000371.1).
阳性对照	Human controls: Breast Carcinoma, Colon Carcinoma, Ovarian Carcinoma, Prostate Carcinoma, Stomach Adenocarcinoma, Testicular Seminoma Mouse controls: Teratoma

性能

形式	Liquid
存放说明	Shipped at 4°C. Upon delivery aliquot and store at -20°C. Avoid freeze / thaw cycles.
存储溶液	Preservative: 0.09% Sodium azide Constituents: 0.1% BSA, Tris buffered saline
纯度	Immunogen affinity purified
纯化说明	ab84780 was affinity purified using an epitope specific to XPA immobilized on solid support.
克隆	多克隆
同种型	IgG

应用

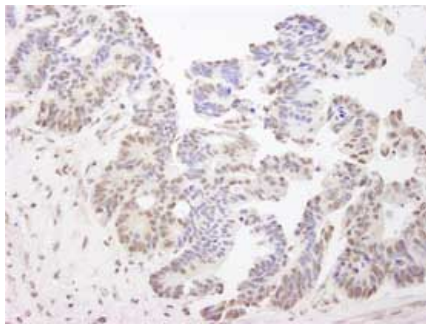
Our [Abpromise guarantee](#) covers the use of **ab84780** in the following tested applications.

The application notes include recommended starting dilutions; optimal dilutions/concentrations should be determined by the end user.

应用	Ab评论	说明
IHC-P	★★★★☆	

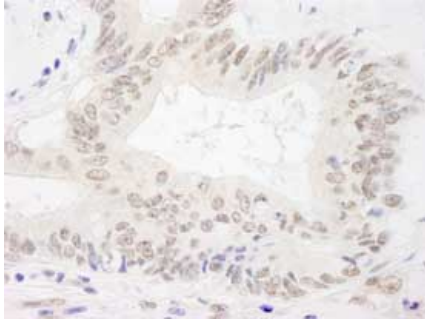
应用说明	IHC-P: 1/100 - 1/500. Epitope exposure is recommended. Epitope exposure with citrate buffer will enhance staining. Likely to work with frozen sections. Not yet tested in other applications. Optimal dilutions/concentrations should be determined by the end user.
靶标	
功能	Involved in DNA excision repair. Initiates repair by binding to damaged sites with various affinities, depending on the photoproduct and the transcriptional state of the region. Required for UV-induced CHK1 phosphorylation and the recruitment of CEP164 to cyclobutane pyrimidine dimers (CPD), sites of DNA damage after UV irradiation.
组织特异性	Expressed in various cell lines and in skin fibroblasts.
疾病相关	Defects in XPA are a cause of xeroderma pigmentosum complementation group A (XP-A) [MIM:278700]; also known as xeroderma pigmentosum type 1 (XP1). XP-A is a rare human autosomal recessive disease characterized by solar sensitivity, high predisposition for developing cancers on areas exposed to sunlight and, in some cases, neurological abnormalities. Group A patients show the most severe skin symptoms and progressive neurological disorders.
序列相似性	Belongs to the XPA family.
翻译后修饰	Phosphorylated upon DNA damage, probably by ATM or ATR. Ubiquitinated by HERC2 leading to degradation by the proteasome.
细胞定位	Nucleus.

图片



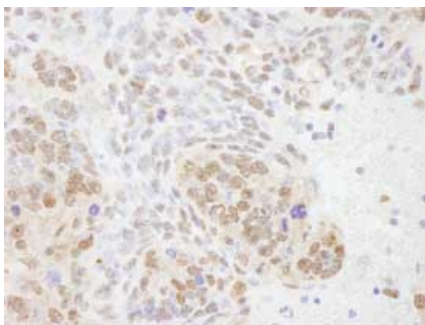
ab84780, at a 1/500 dilution, staining XPA in formalin fixed, paraffin embedded human ovarian tumor by Immunohistochemistry using DAB staining.

Immunohistochemistry (Formalin/PFA-fixed paraffin-embedded sections) - Anti-XPA antibody (ab84780)



Immunohistochemistry (Formalin/PFA-fixed paraffin-embedded sections) - Anti-XPA antibody (ab84780)

ab84780, at a 1/500 dilution, staining XPA in formalin fixed, paraffin embedded human colon carcinoma by Immunohistochemistry using DAB staining.



Immunohistochemistry (Formalin/PFA-fixed paraffin-embedded sections) - Anti-XPA antibody (ab84780)

ab84780, at a 1/100 dilution, staining XPA in formalin fixed, paraffin embedded mouse teratoma by Immunohistochemistry using DAB staining.

Please note: All products are "FOR RESEARCH USE ONLY AND ARE NOT INTENDED FOR DIAGNOSTIC OR THERAPEUTIC USE"

Our Abpromise to you: Quality guaranteed and expert technical support

- Replacement or refund for products not performing as stated on the datasheet
- Valid for 12 months from date of delivery
- Response to your inquiry within 24 hours

- We provide support in Chinese, English, French, German, Japanese and Spanish
- Extensive multi-media technical resources to help you
- We investigate all quality concerns to ensure our products perform to the highest standards

If the product does not perform as described on this datasheet, we will offer a refund or replacement. For full details of the Abpromise, please visit <https://www.abcam.cn/abpromise> or contact our technical team.

Terms and conditions

-
- Guarantee only valid for products bought direct from Abcam or one of our authorized distributors