


Product datasheet

Anti-TGN46 antibody ab41702

3 图像

概述

产品名称	Anti-TGN46抗体
描述	兔多克隆抗体to TGN46
宿主	Rabbit
特异性	ab41702 detects TGN46.
经测试应用	适用于: WB, ICC/IF
种属反应性	与反应: Human 预测可用于: Cynomolgus monkey 
免疫原	Synthetic peptide: VVPEQPSWKDHSKPIS , corresponding to amino acids 252-267 of Human TGN46 <a href="#">Run BLAST with</a> <a href="#">Run BLAST with</a>
阳性对照	HEK293 and HeLa cell lysates

性能

形式	Liquid
存放说明	Shipped at 4°C. Upon delivery aliquot and store at -20°C or -80°C. Avoid repeated freeze / thaw cycles.
存储溶液	Preservative: 0.05% Sodium azide Constituents: PBS, 0.1% BSA
纯度	Immunogen affinity purified
克隆	多克隆
同种型	IgG

应用

Our [Abpromise guarantee](#) covers the use of **ab41702** in the following tested applications.  
The application notes include recommended starting dilutions; optimal dilutions/concentrations should be determined by the end user.

应用	Ab评论	说明
WB		1/250 - 1/500. Predicted molecular weight: 51 kDa.
ICC/IF		Use at an assay dependent concentration.

## 靶标

### 功能

May be involved in regulating membrane traffic to and from trans-Golgi network.

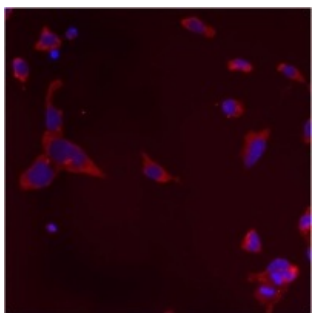
### 组织特异性

Isoform TGN46 is widely expressed. Isoform TGN51 is more abundant in fetal lung and kidney. Isoform TGN48 is barely expressed in embryonic kidney and promyelocytic cells.

### 细胞定位

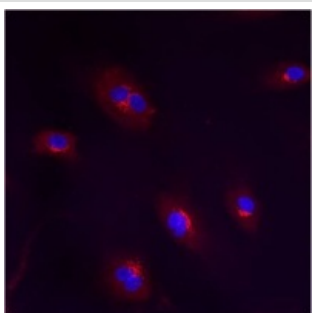
Cell membrane. Golgi apparatus > trans-Golgi network membrane. Primarily in trans-Golgi network. Cycles between the trans-Golgi network and the cell surface returning via endosomes.

## 图片



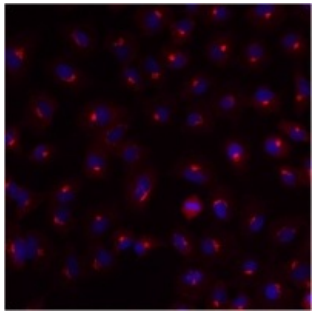
Immunofluorescent analysis of TGN46 using anti-TGN46 polyclonal antibody (ab41702) shows staining in p19 Cells.

Immunocytochemistry/ Immunofluorescence - Anti-TGN46 antibody (ab41702)



Immunofluorescent analysis of TGN46 using anti-TGN46 polyclonal antibody (ab41702) shows staining in HMVEC Cells.

Immunocytochemistry/ Immunofluorescence - Anti-TGN46 antibody (ab41702)



Immunofluorescent analysis of TGN46 using anti-TGN46 polyclonal antibody (ab41702) shows staining in A549 Cells.

Immunocytochemistry/ Immunofluorescence - Anti-TGN46 antibody (ab41702)

**Please note:** All products are "FOR RESEARCH USE ONLY AND ARE NOT INTENDED FOR DIAGNOSTIC OR THERAPEUTIC USE"

### **Our Abpromise to you: Quality guaranteed and expert technical support**

- Replacement or refund for products not performing as stated on the datasheet
- Valid for 12 months from date of delivery
- Response to your inquiry within 24 hours
- We provide support in Chinese, English, French, German, Japanese and Spanish
- Extensive multi-media technical resources to help you
- We investigate all quality concerns to ensure our products perform to the highest standards

If the product does not perform as described on this datasheet, we will offer a refund or replacement. For full details of the Abpromise, please visit <https://www.abcam.cn/abpromise> or contact our technical team.

### **Terms and conditions**

- Guarantee only valid for products bought direct from Abcam or one of our authorized distributors