

Product datasheet

Anti-IRK-2 antibody ab84972

7 图像

概述

产品名称	Anti-IRK-2抗体
描述	兔多克隆抗体to IRK-2
宿主	Rabbit
经测试应用	适用于: WB
种属反应性	与反应: Human 预测可用于: Mouse, Rat, Horse, Guinea pig, Cow, Cat, Dog
免疫原	Synthetic peptide corresponding to Human IRK-2 aa 360-409 (internal sequence). Sequence: KDLVENKFLFPSANSFCYENELAFLSRDEEDEADGDQDGR SRDGLSPQAR Run BLAST with Run BLAST with
阳性对照	Human fetal brain lysate.
常规说明	Protein previously labeled as Kir2.2.

性能

形式	Liquid
存放说明	Shipped at 4°C. Upon delivery aliquot and store at -20°C. Avoid repeated freeze / thaw cycles.
存储溶液	Preservative: 0.09% Sodium azide Constituents: 2% Sucrose, PBS
纯度	Immunogen affinity purified
克隆	多克隆
同种型	IgG

应用

Our [Abpromise guarantee](#) covers the use of **ab84972** in the following tested applications.

The application notes include recommended starting dilutions; optimal dilutions/concentrations should be determined by the end user.

应用	Ab评论	说明
WB		Use a concentration of 1 µg/ml. Predicted molecular weight: 49 kDa. Good results were obtained when blocked with 5% non-fat dry milk in 0.05% PBS-T.

靶标

功能

Probably participates in establishing action potential waveform and excitability of neuronal and muscle tissues. Inward rectifier potassium channels are characterized by a greater tendency to allow potassium to flow into the cell rather than out of it. Their voltage dependence is regulated by the concentration of extracellular potassium; as external potassium is raised, the voltage range of the channel opening shifts to more positive voltages. The inward rectification is mainly due to the blockage of outward current by internal magnesium. Can be blocked by extracellular barium and cesium.

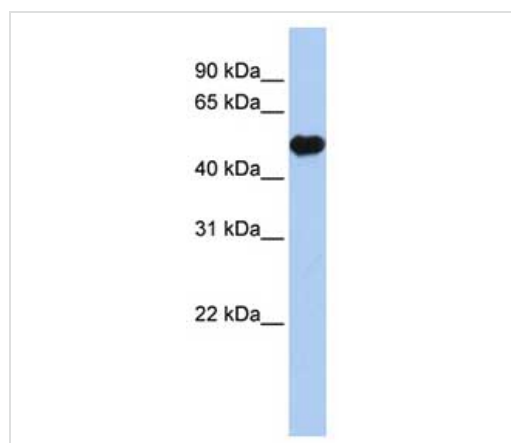
序列相似性

Belongs to the inward rectifier-type potassium channel (TC 1.A.2.1) family. KCNJ12 subfamily.

细胞定位

Membrane.

图片



Western blot - Anti-IRK-2 antibody (ab84972)

Anti-IRK-2 antibody (ab84972) at 1 µg/ml (in 5% skim milk / PBS buffer) + Human fetal brain lysate at 10 µg


Secondary

HRP conjugated anti-Rabbit IgG at 1/50000 dilution

Predicted band size: 49 kDa

Observed band size: 49 kDa


Gel concentration: 12%



Western blot - Anti-IRK-2 antibody (ab84972)

Western Blot using ab84972 at 1.0ug/ml. Sample type: Hum. Fetal Heart Lysate

KCNJ12




Rabbit Anti-KCNJ12
Sample Type: Human Fetal Liver
Antibody Concentration: 1ug/mL

Western blot - Anti-IRK-2 antibody (ab84972)

Western Blot using ab84972 at 1.0ug/ml. Sample type: Hum. Fetal Liver Lysate

KCNJ12




Rabbit Anti-KCNJ12
Sample Type: Human Fetal Lung
Antibody Concentration: 1ug/mL

Western blot - Anti-IRK-2 antibody (ab84972)

Western Blot using ab84972 at 1.0ug/ml. Sample type: Hum. Fetal Lung Lysate

KCNJ12




Rabbit Anti-KCNJ12
Sample Type: Human Fetal Muscle
Antibody Concentration: 1ug/mL

Western blot - Anti-IRK-2 antibody (ab84972)

Western Blot using ab84972 at 1.0ug/ml. Sample type: Hum. Fetal Muscle Lysate


KCNJ12



Rabbit Anti-KCNJ12
Sample Type: Human Fetal Pancreas
Antibody Concentration: 1ug/mL

Western blot - Anti-IRK-2 antibody (ab84972)

Western Blot using ab84972 at 1.0ug/ml. Sample type: Hum. Fetal Pancreas Lysate



Western Blot using ab84972 at 1.0ug/ml. Sample type: Hum. Fetal Stomach Lysate

Please note: All products are "FOR RESEARCH USE ONLY AND ARE NOT INTENDED FOR DIAGNOSTIC OR THERAPEUTIC USE"

Our Abpromise to you: Quality guaranteed and expert technical support

- Replacement or refund for products not performing as stated on the datasheet
- Valid for 12 months from date of delivery
- Response to your inquiry within 24 hours
- We provide support in Chinese, English, French, German, Japanese and Spanish
- Extensive multi-media technical resources to help you
- We investigate all quality concerns to ensure our products perform to the highest standards

If the product does not perform as described on this datasheet, we will offer a refund or replacement. For full details of the Abpromise, please visit <https://www.abcam.cn/abpromise> or contact our technical team.

Terms and conditions

- Guarantee only valid for products bought direct from Abcam or one of our authorized distributors