

Product datasheet

Human TIMP3 ELISA Kit (MIG-5) ab119608

3 References 3 图像

概述

产品名称	人TIMP3 ELISA试剂盒(MIG-5)
检测方法	Colorimetric
样品类型	Cell culture supernatant, Saliva, Serum, Plasma
检测类型	Sandwich (quantitative)
灵敏度	< 2 pg/ml
范围	625 pg/ml - 10000 pg/ml
实验步骤	Multiple steps standard assay
种属反应性	与反应: Human
产品概述	<p>Abcam's Human TIMP3 (MIG-5) <i>in vitro</i> ELISA (Enzyme-Linked Immunosorbent Assay) kit is designed for the accurate quantitative measurement of Human TIMP3 (MIG-5) in cell culture supernatants, serum plasma (heparin, EDTA) and saliva.</p> <p>A TIMP3 (MIG-5) specific mouse monoclonal antibody has been precoated onto 96-well plates. Standards and test samples are added to the wells and incubated. A biotinylated detection polyclonal antibody from goat specific for TIMP3 (MIG-5) is then added followed by washing with PBS or TBS buffer. Avidin-Biotin-Peroxidase Complex is added and unbound conjugates are washed away with PBS or TBS buffer. TMB is then used to visualize the HRP enzymatic reaction. TMB is catalyzed by HRP to produce a blue color product that changes into yellow after adding acidic stop solution. The density of yellow coloration is directly proportional to the Human TIMP3 (MIG-5) amount of sample captured in plate.</p>
说明	Note: In our lab we were only able to detect high doses of TIMP3 above 625 pg/ml.
经测试应用	适用于: Sandwich ELISA
平台	Microplate

性能

存放说明 Store at -20°C. Please refer to protocols.

组件	1 x 96 tests
ABC Diluent Buffer	1 x 12ml
Antibody Diluent Buffer	1 x 12ml

组件	1 x 96 tests
Anti-Human TIMP3 antibody Microplate (12 x 8 wells)	1 unit
Avidin-Biotin-Peroxidase Complex (ABC)	1 x 130µl
Biotinylated anti-Human TIMP3 antibody	1 x 130µl
Lyophilized recombinant Human TIMP3 standard	2 x 10ng
Plate Seal	4 units
Sample Diluent Buffer	1 x 30ml
TMB Color Developing Agent	1 x 10ml
TMB Stop Solution	1 x 10ml

功能	Complexes with metalloproteinases (such as collagenases) and irreversibly inactivates them by binding to their catalytic zinc cofactor. May form part of a tissue-specific acute response to remodeling stimuli. Known to act on MMP-1, MMP-2, MMP-3, MMP-7, MMP-9, MMP-13, MMP-14 and MMP-15.
疾病相关	Defects in TIMP3 are the cause of Sorsby fundus dystrophy (SFD) [MIM:136900]. SFD is a rare autosomal dominant macular disorder with an age of onset in the fourth decade. It is characterized by loss of central vision from subretinal neovascularization and atrophy of the ocular tissues. Generally, macular disciform degeneration develops in the patients eye within 6 months to 6 years.
序列相似性	Belongs to the protease inhibitor I35 (TIMP) family. Contains 1 NTR domain.
细胞定位	Secreted > extracellular space > extracellular matrix.

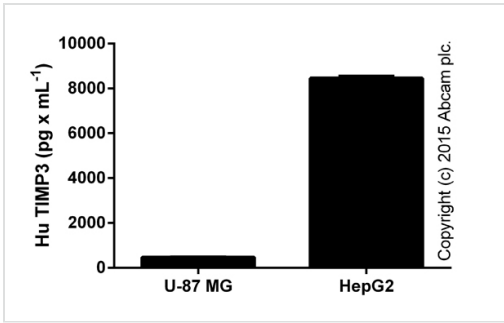
应用

Our [Abpromise guarantee](#) covers the use of **ab119608** in the following tested applications.

The application notes include recommended starting dilutions; optimal dilutions/concentrations should be determined by the end user.

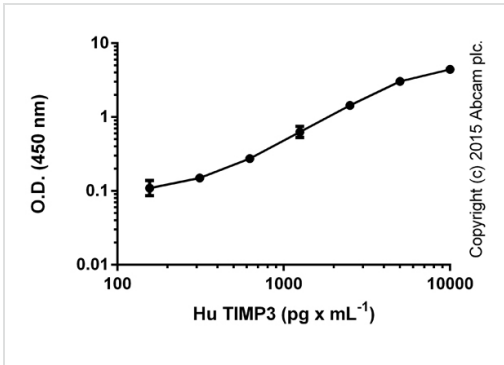
应用	Ab评论	说明
Sandwich ELISA		Use at an assay dependent concentration.

图片



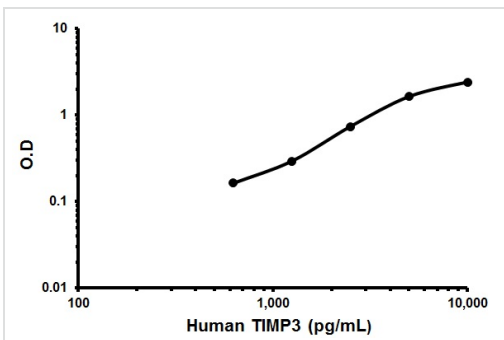
TIMP3 measured in culture supernatants (duplicates +/- SD).

ELISA: ab119608 TIMP3 (MIG-5) Human ELISA Kit



Standard curve with background signal subtracted (duplicates; +/- SD).

ELISA: ab119608 TIMP3 (MIG-5) Human ELISA Kit



Representative standard curve using ab119608.

Typical Standard Curve

Please note: All products are "FOR RESEARCH USE ONLY AND ARE NOT INTENDED FOR DIAGNOSTIC OR THERAPEUTIC USE"

Our Abpromise to you: Quality guaranteed and expert technical support

- Replacement or refund for products not performing as stated on the datasheet
- Valid for 12 months from date of delivery
- Response to your inquiry within 24 hours
- We provide support in Chinese, English, French, German, Japanese and Spanish
- Extensive multi-media technical resources to help you
- We investigate all quality concerns to ensure our products perform to the highest standards

If the product does not perform as described on this datasheet, we will offer a refund or replacement. For full details of the Abpromise, please visit <https://www.abcam.cn/abpromise> or contact our technical team.

Terms and conditions

- Guarantee only valid for products bought direct from Abcam or one of our authorized distributors