


Product datasheet

Anti-DUSP7 antibody ab95960

1 Abreviews 3 图像

概述

产品名称	Anti-DUSP7抗体
描述	兔多克隆抗体to DUSP7
宿主	Rabbit
经测试应用	适用于: WB, IHC-P, ICC/IF
种属反应性	与反应: Human 预测可用于: Mouse 
免疫原	Synthetic peptide with a sequence corresponding to a region within amino acids 258 and 320 of Human DUSP7 (NP_001938)
阳性对照	293T, H1299, HepG2, Molt-4 and Raji cell lines.

性能

形式	Liquid
存放说明	Shipped at 4°C. Upon delivery aliquot. Store at -20°C or -80°C. Avoid freeze / thaw cycle.
存储溶液	Preservative: 0.01% Thimerosal (merthiolate) Constituents: 10% Glycerol, 0.1M Tris, 0.1M Glycine, pH 7.0
纯度	Immunogen affinity purified
克隆	多克隆
同种型	IgG

应用

Our [Abpromise guarantee](#) covers the use of **ab95960** in the following tested applications.

The application notes include recommended starting dilutions; optimal dilutions/concentrations should be determined by the end user.

应用	Ab评论	说明
WB		1/500 - 1/3000. Predicted molecular weight: 41 kDa.
IHC-P		1/100 - 1/500.

应用	Ab评论	说明
ICC/IF		1/100 - 1/200.

## 靶标

### 功能

Regulates the activity of the MAP kinase family in response to changes in the cellular environment. PYST2-S may act as a negative regulator of PYST2-L although it is unclear whether this is by competing for transcription, translation or activation factors.

### 组织特异性

Expressed at significantly higher levels in malignant hematopoietic cells than in corresponding non-malignant cells.

### 序列相似性

Belongs to the protein-tyrosine phosphatase family. Non-receptor class dual specificity subfamily.

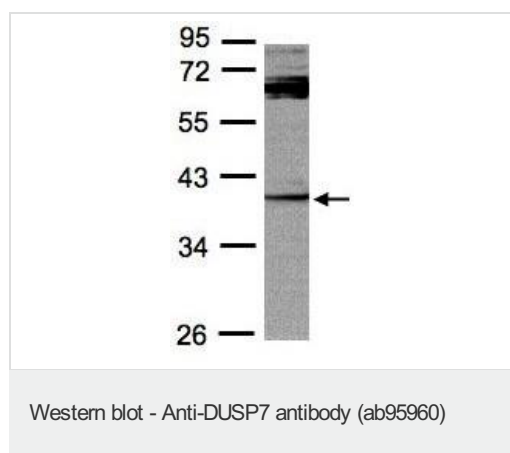
Contains 1 rhodanese domain.

Contains 1 tyrosine-protein phosphatase domain.

### 细胞定位

Cytoplasm.

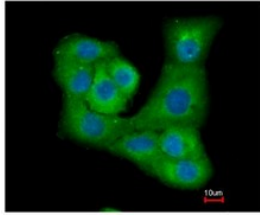
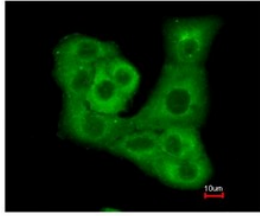
## 图片



Anti-DUSP7 antibody (ab95960) at 1/1000 dilution + Raji whole cell lysate at 30 µg

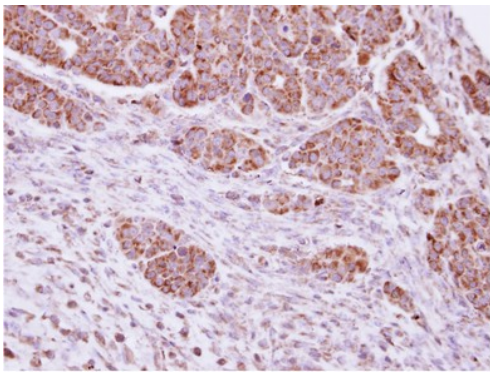
**Predicted band size:** 41 kDa

10% SDS PAGE



Immunocytochemistry/ Immunofluorescence - Anti-DUSP7 antibody (ab95960)

ab95960, at 1/200, staining paraformaldehyde-fixed A549 cells by Immunofluorescence. Lower image merged with DNA probe.



Immunohistochemistry (Formalin/PFA-fixed paraffin-embedded sections) - Anti-DUSP7 antibody (ab95960)

ab95960, at 1/100, staining paraffin-embedded NCIN87 xenograft, by Immunohistochemistry.

**Please note:** All products are "FOR RESEARCH USE ONLY AND ARE NOT INTENDED FOR DIAGNOSTIC OR THERAPEUTIC USE"

### Our Abpromise to you: Quality guaranteed and expert technical support

- Replacement or refund for products not performing as stated on the datasheet
- Valid for 12 months from date of delivery
- Response to your inquiry within 24 hours
- We provide support in Chinese, English, French, German, Japanese and Spanish
- Extensive multi-media technical resources to help you
- We investigate all quality concerns to ensure our products perform to the highest standards

If the product does not perform as described on this datasheet, we will offer a refund or replacement. For full details of the Abpromise, please visit <https://www.abcam.cn/abpromise> or contact our technical team.

## Terms and conditions

---

- Guarantee only valid for products bought direct from Abcam or one of our authorized distributors