


Product datasheet

Anti-CLN6 antibody ab82786

2 图像

概述

产品名称	Anti-CLN6抗体
描述	兔多克隆抗体to CLN6
宿主	Rabbit
经测试应用	适用于: ELISA, IHC-P, WB
种属反应性	与反应: Human 预测可用于: Mouse, Rat, Sheep, Rabbit, Horse, Chicken, Guinea pig, Cow, Cat, Dog, Pig, Zebrafish 
免疫原	Synthetic peptide corresponding to a region within internal region amino acids 252-301 (RLFLDSNGLF LFSSFALTLL LVALWVAWLW NDPVLRKKYP GVIYVPEPWA) of Human CLN6 (NP_060352) Run BLAST with ExPASy Run BLAST with NCBI
阳性对照	293T cell lysate

性能

形式	Liquid
存放说明	Shipped at 4°C. Upon delivery aliquot and store at -20°C. Avoid freeze / thaw cycles.
存储溶液	Preservative: 0.09% Sodium azide Constituents: 2% Sucrose, PBS
纯度	Immunogen affinity purified
克隆	多克隆
同种型	IgG

应用

Our [Abpromise guarantee](#) covers the use of **ab82786** in the following tested applications.

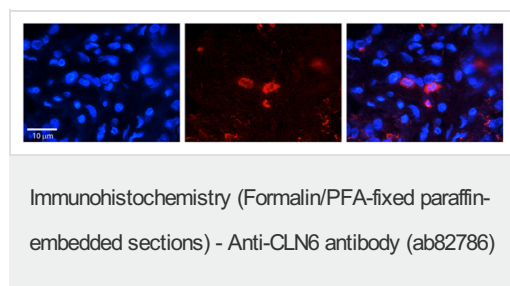
The application notes include recommended starting dilutions; optimal dilutions/concentrations should be determined by the end user.

应用	Ab评论	说明
ELISA		Use at an assay dependent concentration. Titre using peptide based assay: 1/1562500.
IHC-P		1/100.
WB		Use a concentration of 1 µg/ml. Predicted molecular weight: 36 kDa. Good results were obtained when blocked with 5% non-fat dry milk in 0.05% PBS-T.

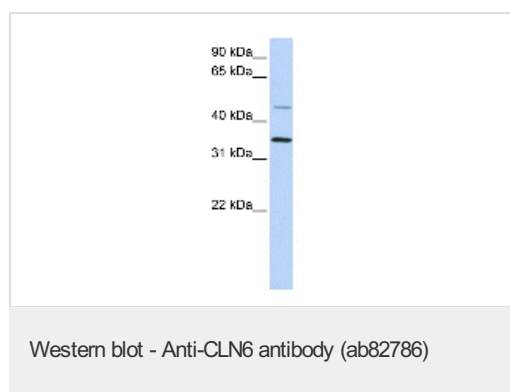
靶标

相关性	Defects in CLN6 are the cause of variant late onset infantile neuronal ceroid lipofuscinosis (vLINCL).
细胞定位	Endoplasmic reticulum membrane; Multi pass membrane protein.

图片



Immunohistochemistry (Formalin/PFA-fixed paraffin-embedded sections) analysis of human pineal tissue labelling CLN6 with ab82786 at 1/100. A Cy3-conjugated donkey anti-rabbit IgG (1/200) was used as the secondary antibody. Positive staining shown in the cytoplasm of cell bodies of pinealocytes. Magnification: 20X. Exposure time: 0.5 - 2.0 seconds. Left - DAPI. Middle - CLN6. Right - Merge.



Anti-CLN6 antibody (ab82786) at 1 µg/ml + 293T cell lysate at 10 µg

Secondary

HRP conjugated anti-Rabbit IgG at 1/50000 dilution

Predicted band size: 36 kDa

Observed band size: 36 kDa

Additional bands at: 45 kDa. We are unsure as to the identity of these extra bands.

Please note: All products are "FOR RESEARCH USE ONLY AND ARE NOT INTENDED FOR DIAGNOSTIC OR THERAPEUTIC USE"

Our Abpromise to you: Quality guaranteed and expert technical support

- Replacement or refund for products not performing as stated on the datasheet

- Valid for 12 months from date of delivery
- Response to your inquiry within 24 hours

- We provide support in Chinese, English, French, German, Japanese and Spanish
- Extensive multi-media technical resources to help you
- We investigate all quality concerns to ensure our products perform to the highest standards

If the product does not perform as described on this datasheet, we will offer a refund or replacement. For full details of the Abpromise, please visit <https://www.abcam.cn/abpromise> or contact our technical team.

Terms and conditions

- Guarantee only valid for products bought direct from Abcam or one of our authorized distributors