


Product datasheet

Anti-CBF1 interacting corepressor antibody ab113203

2 图像

概述

产品名称	Anti-CBF1 interacting corepressor抗体
描述	兔多克隆抗体 to CBF1 interacting corepressor
宿主	Rabbit
经测试应用	适用于: WB, IP
种属反应性	与反应: Human 预测可用于: Chimpanzee 
免疫原	Synthetic peptide, corresponding to a region within amino acids 400-450 of Human CBF1 interacting corepressor (NP_004873.3)
阳性对照	HeLa, Jurkat and 293T cell lysates.

性能

形式	Liquid
存放说明	Shipped at 4°C. Upon delivery aliquot and store at -20°C. Avoid freeze / thaw cycles.
存储溶液	Preservative: 0.09% Sodium azide Constituent: 99.91% Tris citrate/phosphate Note: pH 7 to 8
纯度	Immunogen affinity purified
克隆	多克隆
同种型	IgG

应用

Our [Abpromise guarantee](#) covers the use of **ab113203** in the following tested applications.

The application notes include recommended starting dilutions; optimal dilutions/concentrations should be determined by the end user.

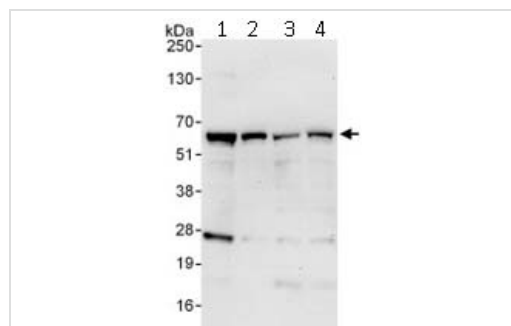
应用	Ab评论	说明
WB		1/2000 - 1/10000. Predicted molecular weight: 52 kDa.
IP		Use at 2-10 µg/mg of lysate.

## 靶标

**相关性** CBF1 interacting corepressor may modulate splice site selection during alternative splicing of pre-mRNAs. It regulates transcription and acts as corepressor for RBPSUH; recruits RBPSUH to the Sin3-histone deacetylase complex (HDAC).

**细胞定位** Nuclear

## 图片



Western blot - Anti-CBF1 interacting corepressor antibody (ab113203)

**All lanes :** Anti-CBF1 interacting corepressor antibody (ab113203) at 0.1 µg/ml

**Lane 1 :** HeLa cell Lysate at 50 µg

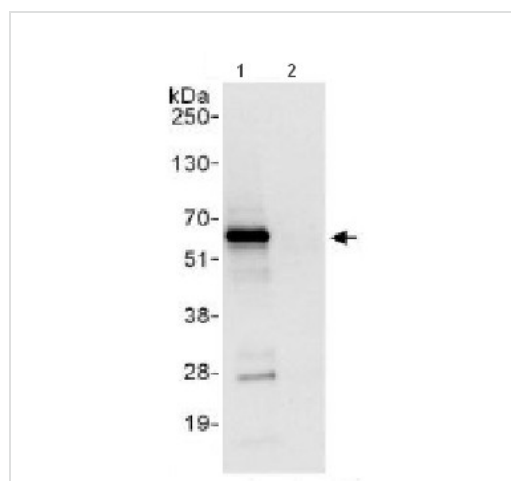
**Lane 2 :** HeLa cell Lysate at 15 µg

**Lane 3 :** Jurkat cell Lysate at 50 µg

**Lane 4 :** 293T cell Lysate at 50 µg

**Predicted band size:** 52 kDa

**Exposure time:** 30 seconds



Immunoprecipitation - CBF1 interacting corepressor antibody (ab113203)

Detection of CBF1 interacting corepressor by Western Blot of Immunoprecipitate. ab113203 at 1µg/ml staining CBF1 interacting corepressor in HeLa whole cell lysate immunoprecipitated using ab113203 at 6µg/mg lysate (1 mg/IP; 20% of IP loaded/lane). Detection: Chemiluminescence with exposure time of 3 seconds.

**Please note:** All products are "FOR RESEARCH USE ONLY AND ARE NOT INTENDED FOR DIAGNOSTIC OR THERAPEUTIC USE"

## Our Abpromise to you: Quality guaranteed and expert technical support

- Replacement or refund for products not performing as stated on the datasheet

- Valid for 12 months from date of delivery
- Response to your inquiry within 24 hours
  
- We provide support in Chinese, English, French, German, Japanese and Spanish
- Extensive multi-media technical resources to help you
- We investigate all quality concerns to ensure our products perform to the highest standards

If the product does not perform as described on this datasheet, we will offer a refund or replacement. For full details of the Abpromise, please visit <https://www.abcam.cn/abpromise> or contact our technical team.

### **Terms and conditions**

---

- Guarantee only valid for products bought direct from Abcam or one of our authorized distributors