

Product datasheet

Anti-BTN2A1 antibody ab121593

3 图像

概述

产品名称	Anti-BTN2A1抗体
描述	兔多克隆抗体to BTN2A1
宿主	Rabbit
经测试应用	适用于: IHC-P, WB, ICC/IF
种属反应性	与反应: Human
免疫原	antigen sequence: ILSGEKEFER ETREIALKEL EKERVQKEEE LQVKEKLQEE LRWRRTFLHA VDVVLD, corresponding to amino acids 278-333 of Human BTN2A1. <a href="#">Run BLAST with ExPASy</a> <a href="#">Run BLAST with NCBI</a>
阳性对照	Human skeletal muscle tissue; RT 4 and U 251 MG lysates.

性能

形式	Liquid
存放说明	Shipped at 4°C. Upon delivery aliquot and store at -20°C. Avoid freeze / thaw cycles.
存储溶液	pH: 7.20 Preservative: 0.02% Sodium azide Constituents: 59% PBS, 40% Glycerol
纯度	Immunogen affinity purified
克隆	多克隆
同种型	IgG

应用

Our [Abpromise guarantee](#) covers the use of **ab121593** in the following tested applications.

The application notes include recommended starting dilutions; optimal dilutions/concentrations should be determined by the end user.

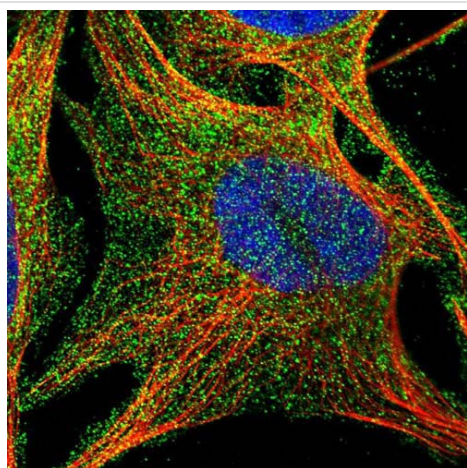
应用	Ab评论	说明
IHC-P		1/50 - 1/200. Perform heat mediated antigen retrieval with citrate buffer pH 6 before commencing with IHC staining protocol.

应用	Ab评论	说明
WB		1/250 - 1/500.
ICC/IF		Use a concentration of 1 - 4 µg/ml. Recommend PFA Fixation and Triton X-100 treatment

## 靶标

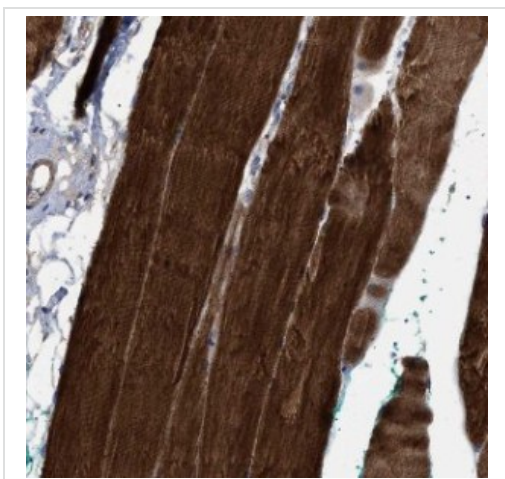
<b>组织特异性</b>	Highly expressed in brain, bone marrow, small intestine, muscle, spleen and pancreas. Moderate expression was seen in lung, liver and kidney.
<b>序列相似性</b>	Belongs to the immunoglobulin superfamily. BTN/MOG family. Contains 1 B30.2/SPRY domain. Contains 1 Ig-like V-type (immunoglobulin-like) domain.
<b>细胞定位</b>	Membrane.

## 图片



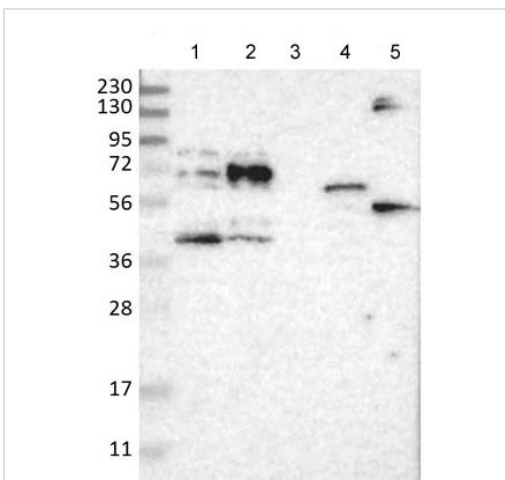
Immunofluorescent staining of Human cell line U-2 OS shows positivity in plasma membrane. Recommended concentration of ab121593 1-4 µg/ml. Cells treated with PFA/Triton X-100.

Immunocytochemistry/ Immunofluorescence - Anti-BTN2A1 antibody (ab121593)



ab121593 at 1/50 dilution staining BTN2A1 in Paraffin-embedded Human Skeletal tissue by Immunohistochemistry.

Immunohistochemistry (Formalin/PFA-fixed paraffin-embedded sections) - Anti-BTN2A1 antibody (ab121593)



**All lanes** : Anti-BTN2A1 antibody (ab121593) at 1/250 dilution

**Lane 1** : RT 4 lysate

**Lane 2** : U 251 MG lysate

**Lane 3** : Human Plasma lysate

**Lane 4** : Human liver lysate

**Lane 5** : Human tonsil lysate

Western blot - Anti-BTN2A1 antibody (ab121593)

**Please note:** All products are "FOR RESEARCH USE ONLY AND ARE NOT INTENDED FOR DIAGNOSTIC OR THERAPEUTIC USE"

### Our Abpromise to you: Quality guaranteed and expert technical support

- Replacement or refund for products not performing as stated on the datasheet

- Valid for 12 months from date of delivery
- Response to your inquiry within 24 hours
  
- We provide support in Chinese, English, French, German, Japanese and Spanish
- Extensive multi-media technical resources to help you
- We investigate all quality concerns to ensure our products perform to the highest standards

If the product does not perform as described on this datasheet, we will offer a refund or replacement. For full details of the Abpromise, please visit <https://www.abcam.cn/abpromise> or contact our technical team.

## **Terms and conditions**

---

- Guarantee only valid for products bought direct from Abcam or one of our authorized distributors