

## Product datasheet

# Anti-BAP31 antibody [EPR3878(2)] ab109304

**重组 RabMAb**

## 4 图像

### 概述

<b>产品名称</b>	Anti-BAP31抗体[EPR3878(2)]
<b>描述</b>	兔单克隆抗体[EPR3878(2)] to BAP31
<b>宿主</b>	Rabbit
<b>经测试应用</b>	<b>适用于:</b> WB, IHC-P, Flow Cyt, ICC/IF <b>不适用于:</b> IP
<b>种属反应性</b>	<b>与反应:</b> Mouse, Human
<b>免疫原</b>	within Human BAP31 aa 150 to the C-terminus. The exact sequence is proprietary. Database link: <a href="#">P51572</a>
<b>阳性对照</b>	HeLa cell lysate, Human placenta tissue lysate, NCCIT cell lysate, Human kidney tissue, Human brain tissue, HeLa cells.
<b>常规说明</b>	Rat: We have preliminary internal testing data to indicate this antibody may not react with this species. Please contact us for more information.  Our RabMAb <sup>®</sup> technology is a patented hybridoma-based technology for making rabbit monoclonal antibodies. For details on our patents, please refer to <a href="#">RabMAb<sup>®</sup> patents</a>  This product is a recombinant rabbit monoclonal antibody.

### 性能

<b>形式</b>	Liquid
<b>存放说明</b>	Shipped at 4°C. Store at -20°C. Stable for 12 months at -20°C.
<b>存储溶液</b>	pH: 7.20 Preservative: 0.05% Sodium azide Constituents: 0.1% BSA, 40% Glycerol, 9.85% Tris glycine, 50% Tissue culture supernatant
<b>纯度</b>	Tissue culture supernatant
<b>克隆</b>	单克隆
<b>克隆编号</b>	EPR3878(2)
<b>同种型</b>	IgG

## 应用

---

Our [Abpromise guarantee](#) covers the use of **ab109304** in the following tested applications.

The application notes include recommended starting dilutions; optimal dilutions/concentrations should be determined by the end user.

应用	Ab评论	说明
WB		1/1000 - 1/10000. Predicted molecular weight: 28 kDa.
IHC-P		1/250 - 1/500.
Flow Cyt		1/100 - 1/500. <a href="#">ab172730</a> - Rabbit monoclonal IgG, is suitable for use as an isotype control with this antibody.
ICC/IF		1/100 - 1/250.
应用说明		Is unsuitable for IP.

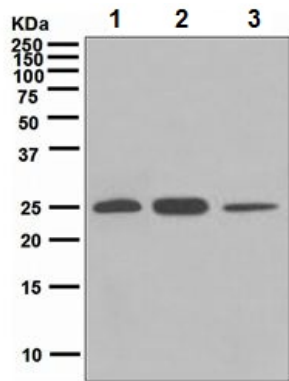
## 靶标

---

功能	May play a role in anterograde transport of membrane proteins from the endoplasmic reticulum to the Golgi. May be involved in CASP8-mediated apoptosis.
组织特异性	Ubiquitous.
疾病相关	Note=BCAP31 is deleted in the chromosome Xq28 deletion syndrome which involves BCAP31 and the and the promoter region of ABCD1.
序列相似性	Belongs to the BCAP29/BCAP31 family.
翻译后修饰	Cleaved by CASP8 and other caspases.
细胞定位	Endoplasmic reticulum membrane. Endoplasmic reticulum-Golgi intermediate compartment membrane. May shuttle between the ER and the intermediate compartment/cis-Golgi complex.

## 图片

---



Western blot - Anti-BAP31 antibody [EPR3878(2)]  
(ab109304)

**All lanes :** Anti-BAP31 antibody  
[EPR3878(2)] (ab109304) at 1/1000 dilution

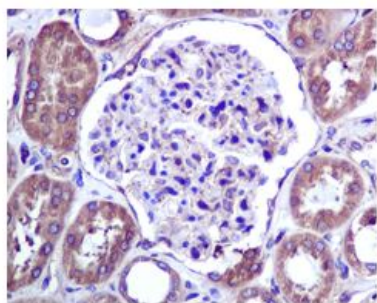
**Lane 1 :** HeLa cell lysate

**Lane 2 :** Human placenta tissue lysate

**Lane 3 :** NCCIT cell lysate

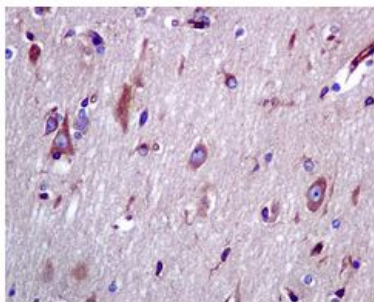
Lysates/proteins at 10 µg per lane.

**Predicted band size:** 28 kDa



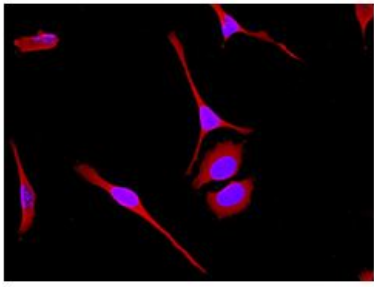
Immunohistochemistry (Formalin/PFA-fixed paraffin-  
embedded sections) - Anti-BAP31 antibody  
[EPR3878(2)] (ab109304)

ab109304, at 1/250 dilution, staining Human  
kidney tissue by immunohistochemistry.



Immunohistochemistry (Formalin/PFA-fixed paraffin-  
embedded sections) - Anti-BAP31 antibody  
[EPR3878(2)] (ab109304)

ab109304, at 1/250 dilution, staining Human  
brain tissue by immunohistochemistry.



ab109304, at 1/100 dilution, staining HeLa cells by immunofluorescence.

Immunocytochemistry/ Immunofluorescence - Anti-BAP31 antibody [EPR3878(2)] (ab109304)

**Please note:** All products are "FOR RESEARCH USE ONLY AND ARE NOT INTENDED FOR DIAGNOSTIC OR THERAPEUTIC USE"

### Our Abpromise to you: Quality guaranteed and expert technical support

- Replacement or refund for products not performing as stated on the datasheet
- Valid for 12 months from date of delivery
- Response to your inquiry within 24 hours
- We provide support in Chinese, English, French, German, Japanese and Spanish
- Extensive multi-media technical resources to help you
- We investigate all quality concerns to ensure our products perform to the highest standards

If the product does not perform as described on this datasheet, we will offer a refund or replacement. For full details of the Abpromise, please visit <https://www.abcam.cn/abpromise> or contact our technical team.

### Terms and conditions

- Guarantee only valid for products bought direct from Abcam or one of our authorized distributors