

Product datasheet

Anti-Angiopoietin 4 antibody ab87877

3 图像

概述

产品名称	Anti-Angiopoietin 4抗体
描述	山羊多克隆抗体to Angiopoietin 4
宿主	Goat
经测试应用	适用于: Sandwich ELISA, WB, IHC-P, ICC
种属反应性	与反应: Human
免疫原	Synthetic peptide: CPPGPEVSRD SNTLQRESLA NPLHLGKLPT QQV, corresponding to amino acids 55-87 of Human Angiopoietin 4 <a href="#">Run BLAST with ExPASy</a> <a href="#">Run BLAST with NCBI</a>
阳性对照	Human liver and lung sections

性能

形式	Liquid
存放说明	Shipped at 4°C. Upon delivery aliquot and store at -20°C or -80°C. Avoid repeated freeze / thaw cycles.
存储溶液	Preservative: 0.1% Sodium Azide Constituents: PBS, 1mg/ml BSA, pH 7.2
纯度	Immunogen affinity purified
克隆	多克隆
同种型	IgG

应用

Our [Abpromise guarantee](#) covers the use of **ab87877** in the following tested applications.

The application notes include recommended starting dilutions; optimal dilutions/concentrations should be determined by the end user.

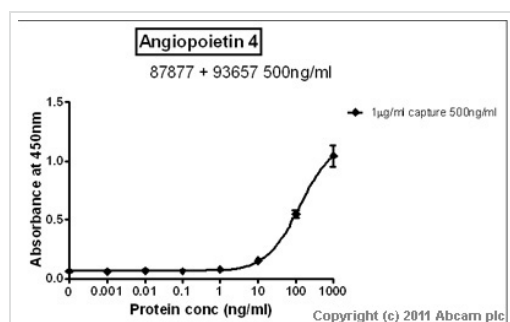
应用	Ab评论	说明
----	------	----

应用	Ab评论	说明
Sandwich ELISA		Use a concentration of 1 µg/ml. Can be paired for Sandwich ELISA with <a href="#">Rabbit polyclonal to Angiopoietin 4 (ab93657)</a> . For sandwich ELISA, use this antibody as Capture at 1 µg/ml with <a href="#">ab93657</a> as Detection
WB		1/1000. Predicted molecular weight: 57 kDa.
IHC-P		1/250.
ICC		1/400.

## 靶标

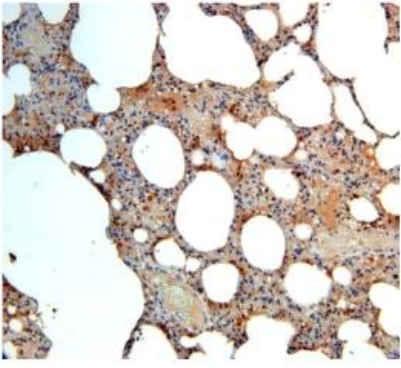
功能	Binds to tyrosine-protein kinase receptor TIE2 and activates it.
组织特异性	Highly expressed in the lung with much lower levels found in other tissues.
序列相似性	Contains 1 fibrinogen C-terminal domain.
细胞定位	Secreted.

## 图片



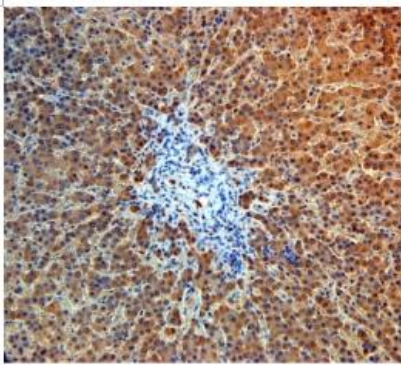
Standard Curve for Angiopoietin 4 dilution range 1pg/ml to 1ug/ml using Capture Antibody [Goat polyclonal to Angiopoietin 4 \(ab87877\)](#) at 1ug/ml and Detector Antibody [Rabbit polyclonal to Angiopoietin 4 \(ab93657\)](#) at 0.5ug/ml

Sandwich ELISA - Anti-Angiopoietin 4 antibody (ab87877)



Immunohistochemistry on paraffin sections of human lung using ab87877 at 1/250 dilution.

Immunohistochemistry (Formalin/PFA-fixed paraffin-embedded sections) - Anti-Angiopoietin 4 antibody (ab87877)



Immunohistochemistry on paraffin sections of human liver using ab87877 at 1/250 dilution.

Immunohistochemistry (Formalin/PFA-fixed paraffin-embedded sections) - Anti-Angiopoietin 4 antibody (ab87877)

**Please note:** All products are "FOR RESEARCH USE ONLY AND ARE NOT INTENDED FOR DIAGNOSTIC OR THERAPEUTIC USE"

### Our Abpromise to you: Quality guaranteed and expert technical support

- Replacement or refund for products not performing as stated on the datasheet
- Valid for 12 months from date of delivery
- Response to your inquiry within 24 hours
- We provide support in Chinese, English, French, German, Japanese and Spanish
- Extensive multi-media technical resources to help you
- We investigate all quality concerns to ensure our products perform to the highest standards

If the product does not perform as described on this datasheet, we will offer a refund or replacement. For full details of the Abpromise, please visit <https://www.abcam.cn/abpromise> or contact our technical team.

### Terms and conditions

- Guarantee only valid for products bought direct from Abcam or one of our authorized distributors