

Product datasheet

Anti-Acinus antibody ab7354

4 图像

概述

<b>产品名称</b>	Anti-Acinus抗体
<b>描述</b>	兔多克隆抗体to Acinus
<b>宿主</b>	Rabbit
<b>特异性</b>	The antibody recognises three different splice forms of Acinus, designated Acinus L, Acinus S and Acinus S'.
<b>经测试应用</b>	<b>适用于:</b> ICC/IF, WB
<b>种属反应性</b>	<b>与反应:</b> Human
<b>免疫原</b>	Synthetic peptide: DTSENRPENDVPEPP , corresponding to amino acids 775-789 of Human Acinus L, 48 to 62 of human Acinus S', or 17 to 31 of human Acinus S, which differ from those of mouse Acinus by one amino acid. <a href="#">Run BLAST with</a> <a href="#">Run BLAST with</a>
<b>阳性对照</b>	K562 whole cell lysate

性能

<b>形式</b>	Liquid
<b>存放说明</b>	Shipped at 4°C. Upon delivery aliquot and store at -20°C or -80°C. Avoid repeated freeze / thaw cycles.
<b>存储溶液</b>	Preservative: 0.02% Sodium azide
<b>纯度</b>	Immunogen affinity purified
<b>纯化说明</b>	Purified IgG was prepared from whole serum by affinity chromatography.
<b>克隆</b>	多克隆
<b>同种型</b>	IgG

应用

Our [Abpromise guarantee](#) covers the use of **ab7354** in the following tested applications.

The application notes include recommended starting dilutions; optimal dilutions/concentrations should be determined by the end user.

应用	Ab评论	说明
----	------	----

ICC/IF

WB

#### 应用说明

ICC/IF: Use at a concentration of 5 µg/ml.

WB: Use at a concentration of 0.5 - 1 µg/ml. Detects a band of approximately 220 kDa (predicted molecular weight: 151 kDa). Can be blocked with [Acinus \(internal\) peptide \(human\)](#)

Not yet tested in other applications.

Optimal dilutions/concentrations should be determined by the end user.

#### 靶标

##### 功能

Component of a splicing-dependent multiprotein exon junction complex (EJC) deposited at splice junction on mRNAs. The EJC is a dynamic structure consisting of a few core proteins and several more peripheral nuclear and cytoplasmic associated factors that join the complex only transiently either during EJC assembly or during subsequent mRNA metabolism. Induces apoptotic chromatin condensation after activation by CASP3.

##### 组织特异性

Ubiquitous.

##### 序列相似性

Contains 1 SAP domain.

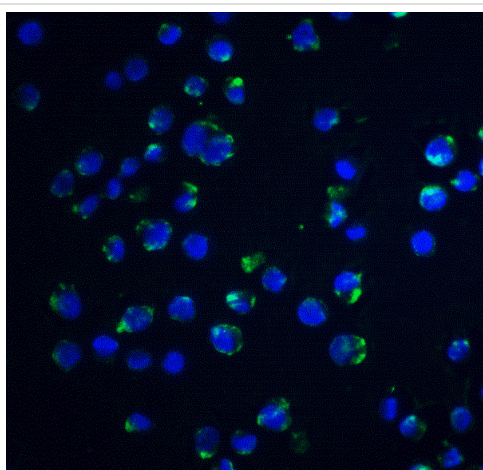
##### 翻译后修饰

Undergoes proteolytic cleavage; the processed form is active, contrary to the uncleaved form.

##### 细胞定位

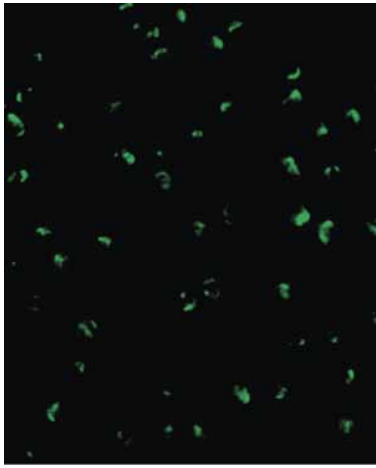
Nucleus.

#### 图片



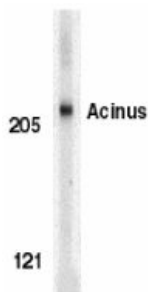
Immunocytochemistry/ Immunofluorescence of K562 cells staining Acinus with ab7354 at 20 µg/ml

Immunocytochemistry/ Immunofluorescence - Anti-Acinus antibody (ab7354)



Immunofluorescence of Acinus in K562 cells with ab7354 at 20 ug/mL.

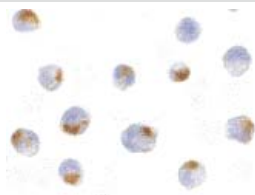
Immunocytochemistry/ Immunofluorescence - Anti-Acinus antibody (ab7354)



Anti-Acinus antibody (ab7354) at 1 µg/ml + K562 whole cell lysate

**Predicted band size:** 151 kDa

Western blot - Anti-Acinus antibody (ab7354)



ab7354 at 5µg/ml staining Acinus in K562 cells by ICC/IF

Immunocytochemistry/ Immunofluorescence - Anti-Acinus antibody (ab7354)

**Please note:** All products are "FOR RESEARCH USE ONLY AND ARE NOT INTENDED FOR DIAGNOSTIC OR THERAPEUTIC USE"

### Our Abpromise to you: Quality guaranteed and expert technical support

- Replacement or refund for products not performing as stated on the datasheet
- Valid for 12 months from date of delivery
- Response to your inquiry within 24 hours
- We provide support in Chinese, English, French, German, Japanese and Spanish
- Extensive multi-media technical resources to help you

- We investigate all quality concerns to ensure our products perform to the highest standards

If the product does not perform as described on this datasheet, we will offer a refund or replacement. For full details of the Abpromise, please visit <https://www.abcam.cn/abpromise> or contact our technical team.

### **Terms and conditions**

---

- Guarantee only valid for products bought direct from Abcam or one of our authorized distributors