


Product datasheet

Anti-14-3-3 beta antibody ab97273

1 References 6 图像

概述

产品名称	Anti-14-3-3 beta抗体
描述	兔多克隆抗体to 14-3-3 beta
宿主	Rabbit
经测试应用	适用于: WB, ICC/IF, IHC-P
种属反应性	与反应: Mouse, Rat, Human 预测可用于: Pig 
免疫原	Recombinant protein fragment corresponding to a region within amino acids 1 - 141 of 14-3-3 beta (AAH01359).
阳性对照	WB: 293T, A431, H1299, HeLa, HepG2, MOLT4 and Raji cell lysates and mouse brain tissue lysate. ICC/IF: HeLa cells. IHC-P: SW480 xenograft and rat cervix tissues.

性能

形式	Liquid
存放说明	Shipped at 4°C. Upon delivery aliquot and store at -20°C or -80°C. Avoid repeated freeze / thaw cycles.
存储溶液	pH: 7.00 Preservative: 0.01% Thimerosal (merthiolate) Constituents: 10% Glycerol, 1.21% Tris, 0.75% Glycine
纯度	Immunogen affinity purified
克隆	多克隆
同种型	IgG

应用

Our [Abpromise guarantee](#) covers the use of **ab97273** in the following tested applications.

The application notes include recommended starting dilutions; optimal dilutions/concentrations should be determined by the end user.

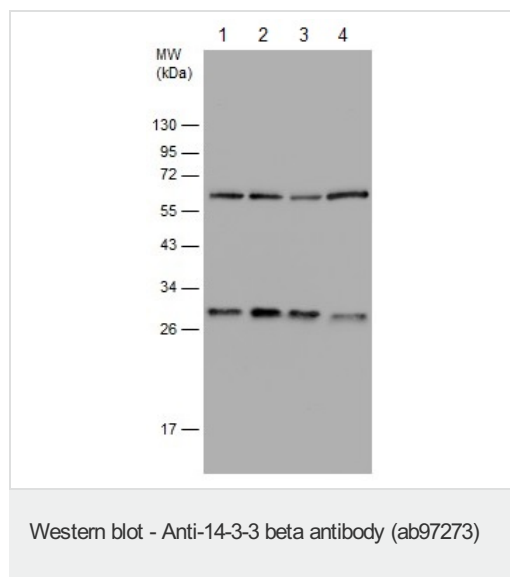
应用	Ab评论	说明
WB		1/5000 - 1/20000. Predicted molecular weight: 28 kDa.

应用	Ab评论	说明
ICC/IF		1/100 - 1/200.
IHC-P		1/100 - 1/1000.

## 靶标

<b>功能</b>	Adapter protein implicated in the regulation of a large spectrum of both general and specialized signaling pathways. Binds to a large number of partners, usually by recognition of a phosphoserine or phosphothreonine motif. Binding generally results in the modulation of the activity of the binding partner. Negative regulator of osteogenesis.
<b>序列相似性</b>	Belongs to the 14-3-3 family.
<b>翻译后修饰</b>	The alpha, brain-specific form differs from the beta form in being phosphorylated. Isoform Short contains a N-acetylmethionine at position 1.
<b>细胞定位</b>	Cytoplasm. Melanosome. Identified by mass spectrometry in melanosome fractions from stage I to stage IV.

## 图片



**All lanes :** Anti-14-3-3 beta antibody (ab97273) at 1/10000 dilution

**Lane 1 :** 293T whole cell lysate

**Lane 2 :** A431 whole cell lysate

**Lane 3 :** HeLa whole cell lysate

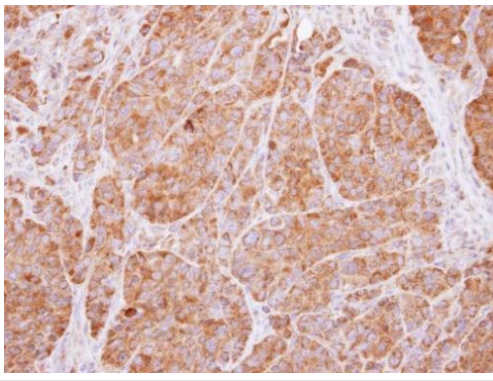
**Lane 4 :** HepG2 whole cell lysate

Lysates/proteins at 30 µg per lane.

### Secondary

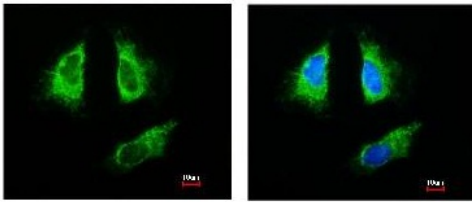
**All lanes :** HRP-conjugated anti-rabbit IgG

**Predicted band size:** 28 kDa



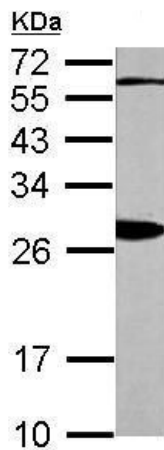
Immunohistochemistry (Formalin/PFA-fixed paraffin-embedded sections) - Anti-14-3-3 beta antibody (ab97273)

Immunohistochemistry (Formalin/PFA-fixed paraffin-embedded sections) analysis of SW480 xenograft labelling 14-3-3 beta with ab97273 at a dilution of 1/500.



Immunocytochemistry/ Immunofluorescence - Anti-14-3-3 beta antibody (ab97273)

ab97273, at a 1/200 dilution, staining 14-3-3 beta in paraformaldehyde fixed HeLa by Immunofluorescence analysis. Right image is merged with DNA probe.



Western blot - Anti-14-3-3 beta antibody (ab97273)

Anti-14-3-3 beta antibody (ab97273) at 1/10000 dilution + Mouse brain tissue lysate at 20  $\mu$ g

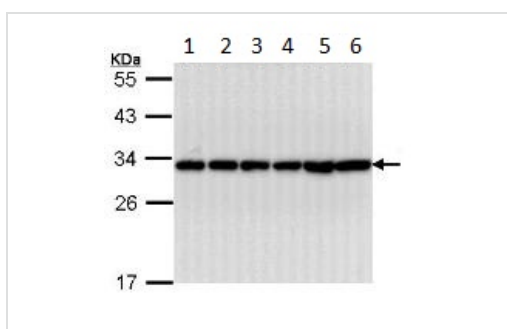
**Predicted band size: 28 kDa**

12% SDS PAGE.



Immunohistochemistry (Formalin/PFA-fixed paraffin-embedded sections) - Anti-14-3-3 beta antibody (ab97273)

Immunohistochemistry (Formalin/PFA-fixed paraffin-embedded sections) analysis of rat cervix labelling 14-3-3 beta with ab97273 at a dilution of 1/500.



Western blot - Anti-14-3-3 beta antibody (ab97273)

**All lanes :** Anti-14-3-3 beta antibody (ab97273) at 1/10000 dilution

**Lane 1 :** A431 whole cell lysate

**Lane 2 :** H1299 whole cell lysate

**Lane 3 :** HeLa whole cell lysate

**Lane 4 :** HepG2 whole cell lysate

**Lane 5 :** MOLT4 whole cell lysate

**Lane 6 :** Raji whole cell lysate

Lysates/proteins at 30 µg per lane.

**Predicted band size:** 28 kDa

12% SDS PAGE

**Please note:** All products are "FOR RESEARCH USE ONLY AND ARE NOT INTENDED FOR DIAGNOSTIC OR THERAPEUTIC USE"

### Our Abpromise to you: Quality guaranteed and expert technical support

- Replacement or refund for products not performing as stated on the datasheet
- Valid for 12 months from date of delivery
- Response to your inquiry within 24 hours
- We provide support in Chinese, English, French, German, Japanese and Spanish
- Extensive multi-media technical resources to help you
- We investigate all quality concerns to ensure our products perform to the highest standards

If the product does not perform as described on this datasheet, we will offer a refund or replacement. For full details of the Abpromise,

please visit <https://www.abcam.cn/abpromise> or contact our technical team.

## Terms and conditions

---

- Guarantee only valid for products bought direct from Abcam or one of our authorized distributors