

Rabbit Anti-Mouse IgG H&L (HRP) ab97046

★★★★★ [3 Abreviews](#) [183 References](#) [4 图像](#)

概述

产品名称	兔抗小鼠IgG H&L (HRP)
宿主	Rabbit
靶标种属	Mouse
特异性	By immunoelectrophoresis and ELISA this antibody reacts specifically with mouse IgG and with light chains common to other mouse immunoglobulins. No antibody was detected against non-immunoglobulin serum proteins.
经测试应用	适用于: ICC, IHC-P, ELISA, WB
免疫原	Chemical/ Small Molecule corresponding to IgG. Purified mouse IgG
偶联物	HRP

性能

形式	Liquid
存放说明	Shipped at 4°C. Store at +4°C.
存储溶液	pH: 6.8 Constituents: 0.2% BSA, PBS, 0.05% CMIT/MIT based preservative
纯度	Immunogen affinity purified
纯化说明	This antibody was isolated by affinity chromatography using antigen coupled to agarose beads and conjugated to Horse Radish Peroxidase (HRP).
共轭说明	Molar enzyme/ antibody protein ratio is 4:1
克隆	多克隆
同种型	IgG
常规说明	Part of the AbExcel range.

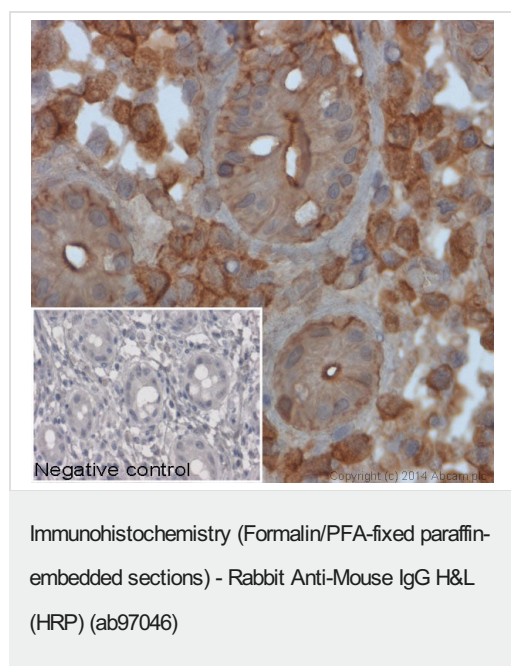
应用

The Abpromise guarantee **Abpromise™** 承诺保证使用ab97046于以下的经测试应用

“应用说明”部分 下显示的仅为推荐的起始稀释度;实际最佳的稀释度/浓度应由使用者检定。

应用	Ab评论	说明
ICC		Use at an assay dependent dilution.
IHC-P		1/200 - 1/5000.
ELISA		1/10000 - 1/100000. (Primary)
WB	★★★★★ (3)	1/2000 - 1/20000. (Colorimetric). (Chemiluminescent 1/10000 - 1/50000).

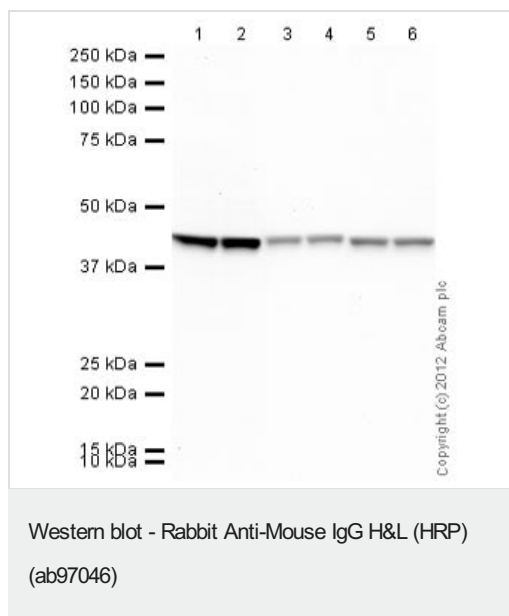
图片



IHC image of beta actin staining in human colon formalin fixed paraffin embedded tissue section*. The section was pre-treated using pressure cooker heat mediated antigen retrieval with sodium citrate buffer (pH6) for 30mins. The section was incubated with **ab8224**, 3µg/ml overnight at +4°C. An HRP-conjugated secondary (ab97046, 1/500 dilution) was used for 1hr at room temperature. The section was counterstained with haematoxylin and mounted with DPX.

The inset negative control image is taken from an identical assay without primary antibody.

*Tissue obtained from the Human Research Tissue Bank, supported by the NIHR Cambridge Biomedical Research Centre



All lanes : Anti-beta Actin antibody [mAbcam 8226] - Loading Control (**ab8226**) at 1 µg/ml

Lanes 1-6 : HeLa (Human epithelial carcinoma cell line) Whole Cell Lysate
Lysates/proteins at 10 µg per lane.

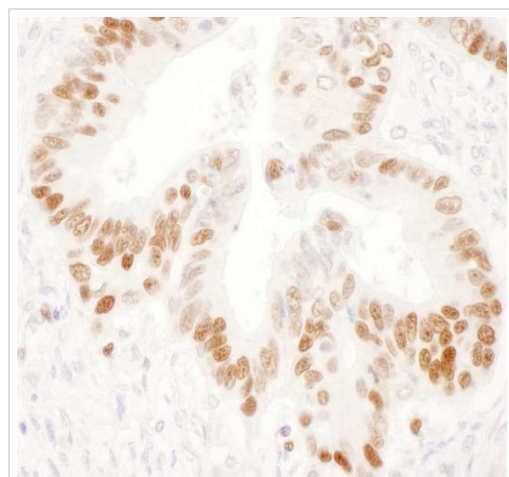
Secondary

Lanes 1 - 2 : Rabbit polyclonal Secondary Antibody to Mouse IgG - H&L (HRP) (ab97046) at 1/2000 dilution

Lanes 3 - 4 : Rabbit polyclonal Secondary Antibody to Mouse IgG - H&L (HRP) (ab97046) at 1/10000 dilution

Lanes 5 - 6 : Rabbit polyclonal Secondary Antibody to Mouse IgG - H&L (HRP) (ab97046) at 1/20000 dilution

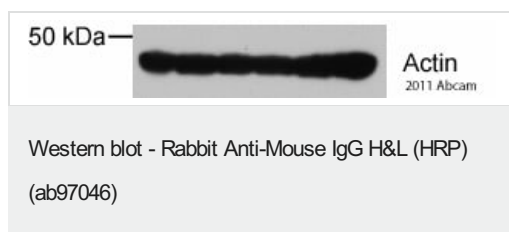
Developed using the



Immunohistochemistry (Formalin/PFA-fixed paraffin-embedded sections) - Rabbit Anti-Mouse IgG H&L (HRP) (ab97046)

Formalin-fixed, paraffin embedded human stomach tissue was stained for p53 using a mouse Anti-p53 antibody.

ab97046 was used as secondary antibody at 1/100 dilution. DAB staining.



Sample: Human Cell lysate - whole cell (human glioma cells),
Loading amount: 20 µg, Specification: human glioma cells

Blocking step: Milk as blocking agent for 1 hour, Concentration: 5 %, Temperature: 25°C

Other product details: 1st Ab Dilution 1/5000 anti-actin Ab,
Incubation time: 16 hours, Temperature: 4°C

Secondary antibody: ab97046 used at 1:20,000

Bands: Specific: 45 kDa

Notes: primary Ab (anti-actin) was used as a loading control in 6

human glioma cell lines

This image is courtesy of an anonymous Abreview

Please note: All products are "FOR RESEARCH USE ONLY. NOT FOR USE IN DIAGNOSTIC PROCEDURES"

Our Abpromise to you: Quality guaranteed and expert technical support

- Replacement or refund for products not performing as stated on the datasheet
- Valid for 12 months from date of delivery
- Response to your inquiry within 24 hours
- We provide support in Chinese, English, French, German, Japanese and Spanish
- Extensive multi-media technical resources to help you
- We investigate all quality concerns to ensure our products perform to the highest standards

If the product does not perform as described on this datasheet, we will offer a refund or replacement. For full details of the Abpromise, please visit <https://www.abcam.cn/abpromise> or contact our technical team.

Terms and conditions

- Guarantee only valid for products bought direct from Abcam or one of our authorized distributors