

Recombinant mouse PDGFR alpha protein ab60755

4 图像

描述

产品名称	重组小鼠PDGFR alpha蛋白
生物活性	Specific activity: 14 nmol/min/mg.
纯度	> 90 % SDS-PAGE. Purity: >90% as determined by densitometry. Affinity purified.
表达系统	Baculovirus infected Sf9 cells
Accession	<u>P26618-1</u>
蛋白长度	Protein fragment
无动物成分	No
性质	Recombinant
种属	Mouse
预测分子量	100 kDa
氨基酸	550 to 1089
标签	GST tag N-Terminus
额外的序列信息	Recombinant fragment, corresponding to amino acids 550-end (cytoplasmic end) of Mouse PDGF Receptor alpha.

技术指标

Our **Abpromise guarantee** covers the use of **ab60755** in the following tested applications.

The application notes include recommended starting dilutions; optimal dilutions/concentrations should be determined by the end user.

应用	Functional Studies SDS-PAGE
形式	Liquid
补充说明	<u>ab204877</u> (Poly (4:1 Glu, Tyr) peptide) can be utilized as a substrate for assessing kinase activity

制备和贮存

稳定性和存储	Shipped on dry ice. Upon delivery aliquot and store at -80°C. Avoid freeze / thaw cycles. pH: 7.50 Constituents: 0.0038% EGTA, 0.00174% PMSF, 0.00385% DTT, 0.79% Tris HCl, 0.00292%
--------	--

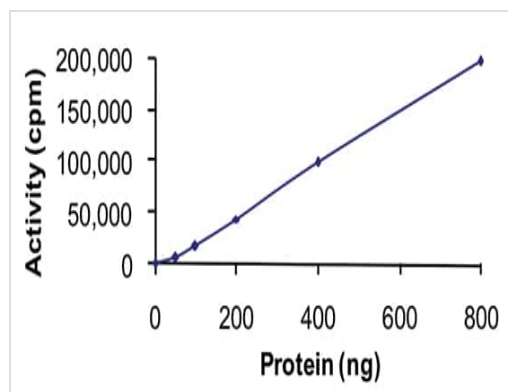
EDTA, 25% Glycerol (glycerin, glycerine), 0.87% Sodium chloride

This product is an active protein and may elicit a biological response in vivo, handle with caution.

常规信息

功能	Receptor that binds both PDGFA and PDGFB and has a tyrosine-protein kinase activity.
组织特异性	Expressed in primary and metastatic colon tumors and in normal colon tissue. Tumors may express a different isoform to that found in normal tissue.
疾病相关	Note=A chromosomal aberration involving PDGFRA is found in some cases of hypereosinophilic syndrome. Interstitial chromosomal deletion del(4)(q12q12) causes the fusion of FIP1L1 and PDGFRA (FIP1L1-PDGFR).
序列相似性	Belongs to the protein kinase superfamily. Tyr protein kinase family. CSF-1/PDGF receptor subfamily. Contains 5 Ig-like C2-type (immunoglobulin-like) domains. Contains 1 protein kinase domain.
细胞定位	Membrane.

图片



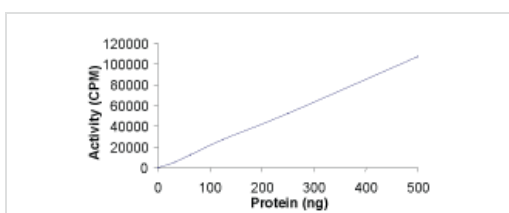
The specific activity of PDGFR alpha (ab60755) was determined to be 14 nmol/min/mg as per activity assay protocol

Functional Studies - Recombinant mouse PDGFR
alpha protein (ab60755)



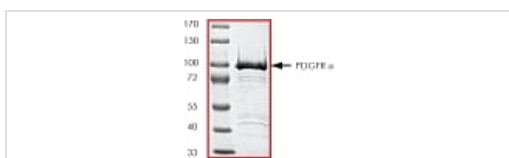
SDS PAGE analysis of ab60755

SDS-PAGE - Recombinant mouse PDGFR alpha protein (ab60755)



Sample Kinase Activity Plot.

Functional Studies - Recombinant mouse PDGFR alpha protein (ab60755)



ab60755 on SDS-PAGE, MW ~100kDa.

SDS-PAGE - Recombinant mouse PDGFR alpha protein (ab60755)

Please note: All products are "FOR RESEARCH USE ONLY. NOT FOR USE IN DIAGNOSTIC PROCEDURES"

Our Abpromise to you: Quality guaranteed and expert technical support

- Replacement or refund for products not performing as stated on the datasheet
- Valid for 12 months from date of delivery
- Response to your inquiry within 24 hours
- We provide support in Chinese, English, French, German, Japanese and Spanish
- Extensive multi-media technical resources to help you
- We investigate all quality concerns to ensure our products perform to the highest standards

If the product does not perform as described on this datasheet, we will offer a refund or replacement. For full details of the Abpromise, please visit <https://www.abcam.cn/abpromise> or contact our technical team.

Terms and conditions

- Guarantee only valid for products bought direct from Abcam or one of our authorized distributors