

Recombinant human VEGF Receptor 1 protein ab54346

1 References 3 图像

描述	
产品名称	重组人VEGF Receptor 1蛋白
生物活性	<p>The activity of sVEGFR-1 was determined by its ability to inhibit the VEGF-A-induced proliferation of HUVECs.</p> <p>Endotoxin Level: < 0.1 ng per µg of sFlt-1</p>
纯度	<p>> 90 % SDS-PAGE.</p> <p>Purified by affinity chromatography.</p>
表达系统	Insect cells
Accession	<u>P17948-2</u>
蛋白长度	Full length protein
无动物成分	No
性质	Recombinant
种属	Human
序列	<p>SGSKLKDPELSLKGTQHIMQAGQTLHLQCRGEAAHKWSLP EMVSKESERL SITKSACGRNGKQFCSTLTLNTAQANHTGFYSCKYLAVPT SKKKETESAI YIFISDTGRPFVEMYSEIPEIIHMTGRELVIPCRVTSPNIT VTLKKFPL DTLIPDGKRRIIWDSRKGFIIISNATYKEIGLLTCEATVNGH LYKTNYLTHR QTNTIIDVQISTPRPVKLLRGHTLVLNCTATTPLNTRVQMT WSYPDEKNK RASVRRRIDQSNSHANIFYSVLTIDKMQNKDKGLYTCRVR SGPSFKSVNT SVHIYDKAFITVKHRKQVLETVAGKRSYRLSMKVKAFPSP EVVWLKDGL PATEKSARYLTRGYSLIIKDVTEEDAGNYTILLSIKQSNVFK NLTATLIV NVKPQIYEKAVSSFPDPALYPLGSRQILTCTAYGIPQPTIK WFWHPCNHN HSEARCDFCSNNEESFILDADSNMGNRIESITQRMIIIEGKN KMASTLVV ADSRISGIYICIASNKVGTVGRNISFYITDVPNGFHVNLEKM</p>

PTEGEDLK
LSCTVNKFLYRDVTWILLRTVNNRTMHYSISKQKMAITKEHS
ITLNLTIM
NVSLQDSGTYACRARNVYTGEEILQKKEITIRGEHCNKKAVF
SRISKFKS TRNDCTTQSNVKH

氨基酸 25 to 688

额外的序列信息 VEGF Receptor 1 isoform 2 without the signal peptide

技术指标

Our **Abpromise guarantee** covers the use of **ab54346** in the following tested applications.

The application notes include recommended starting dilutions; optimal dilutions/concentrations should be determined by the end user.

应用 SDS-PAGE
Functional Studies

形式 Lyophilized

补充说明 The lyophilized sVEGFR-1 is soluble in water and most aqueous buffers
Molecular weight: 96 kDa
Lyophilized from 50mM acetic acid

制备和贮存

稳定性和存储 Shipped at 4°C. Upon delivery aliquot and store at -20°C or -80°C. Avoid repeated freeze / thaw cycles.
This product is an active protein and may elicit a biological response in vivo, handle with caution.

复溶 This protein should be reconstituted in PBS to a concentration not lower than 100 ng/ml.

常规信息

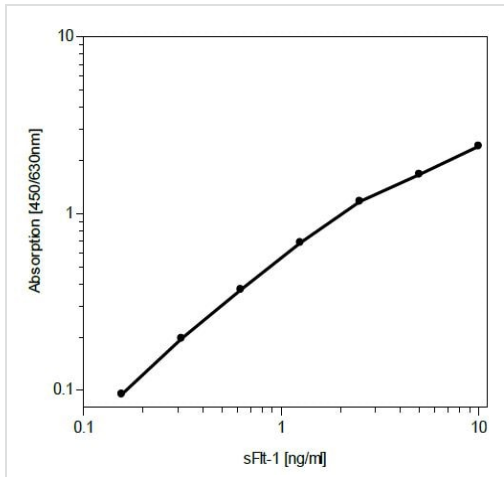
功能 Receptor for VEGF, VEGFB and PGF. Has a tyrosine-protein kinase activity. The VEGF-kinase ligand/receptor signaling system plays a key role in vascular development and regulation of vascular permeability. Isoform sFlt1 may have an inhibitory role in angiogenesis.

组织特异性 Mostly in normal lung, but also in placenta, liver, kidney, heart and brain tissues. Specifically expressed in most of the vascular endothelial cells, and also expressed in peripheral blood monocytes. Isoform sFlt1 is strongly expressed in placenta.

序列相似性 Belongs to the protein kinase superfamily. Tyr protein kinase family. CSF-1/PDGF receptor subfamily.
Contains 7 Ig-like C2-type (immunoglobulin-like) domains.
Contains 1 protein kinase domain.


细胞定位 Secreted and Cell membrane.

图片



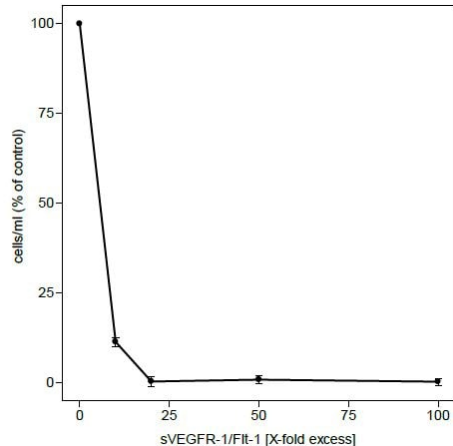
FLT-1 Sandwich-ELISA using recombinant human soluble FLT-1 as standard. Mouse anti-human FLT-1 was used as capture antibody, Biotinylated rabbit anti-human FLT-1 was used for detection.

Functional Studies - Recombinant human VEGF Receptor 1 protein (ab54346)



SDS-PAGE analysis of recombinant human soluble VEGFR-1 produced in insect cells. Sample was loaded in 15% SDS-polyacrylamide gel under reducing condition and stained with Coomassie stain.

SDS-PAGE - Recombinant human VEGF Receptor 1 protein (ab54346)



Inhibition of the VEGF165-induced proliferation in HUVECs by soluble VEGFR-1/Fit-1. VEGF165 (10ng/ml) was preincubated with increasing amounts of sVEGFR-1/Fit-1 for 1h and then added to the cells.

Functional Studies - Recombinant human VEGF
Receptor 1 protein (ab54346)

Please note: All products are "FOR RESEARCH USE ONLY. NOT FOR USE IN DIAGNOSTIC PROCEDURES"

Our Abpromise to you: Quality guaranteed and expert technical support

- Replacement or refund for products not performing as stated on the datasheet
- Valid for 12 months from date of delivery
- Response to your inquiry within 24 hours
- We provide support in Chinese, English, French, German, Japanese and Spanish
- Extensive multi-media technical resources to help you
- We investigate all quality concerns to ensure our products perform to the highest standards

If the product does not perform as described on this datasheet, we will offer a refund or replacement. For full details of the Abpromise, please visit <https://www.abcam.cn/abpromise> or contact our technical team.

Terms and conditions

- Guarantee only valid for products bought direct from Abcam or one of our authorized distributors