

### Recombinant human TAOK2 protein ab61426

#### 4 图像

#### 描述

产品名称	重组人TAOK2蛋白
生物活性	Specific activity: 104 nmol/min/mg.
纯度	> 85 % Densitometry. Affinity purified.
表达系统	Baculovirus infected Sf9 cells
Accession	<b><u>Q9UL54</u></b>
蛋白长度	Protein fragment
无动物成分	No
性质	Recombinant
种属	Human
氨基酸	1 to 314

#### 技术指标

Our **Abpromise guarantee** covers the use of **ab61426** in the following tested applications.

The application notes include recommended starting dilutions; optimal dilutions/concentrations should be determined by the end user.

应用	Functional Studies SDS-PAGE
形式	Liquid
补充说明	<b><u>ab64311</u></b> (Myelin Basic Protein protein) can be utilized as a substrate for assessing kinase activity

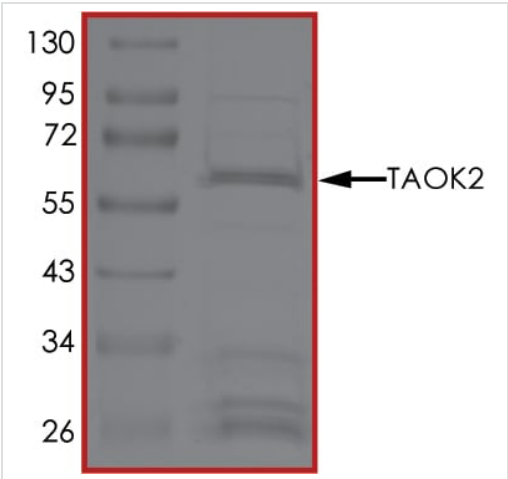
#### 制备和贮存

稳定性和存储	Shipped on dry ice. Upon delivery aliquot and store at -80°C. Avoid freeze / thaw cycles. pH: 7.50 Constituents: 0.0038% EGTA, 0.00174% PMSF, 0.00385% DTT, 0.79% Tris HCl, 0.00292% EDTA, 25% Glycerol (glycerin, glycerine), 0.87% Sodium chloride This product is an active protein and may elicit a biological response in vivo, handle with caution.
--------	--

常规信息

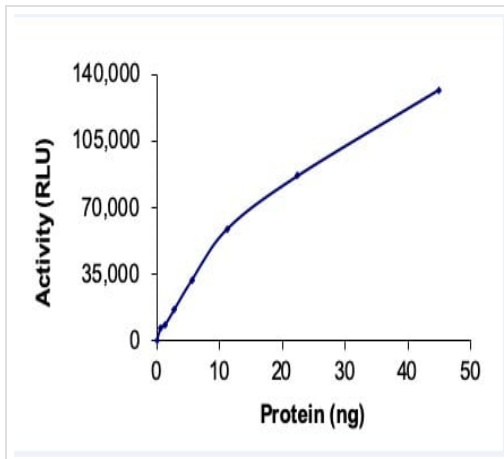
功能	Isoform 1, but not isoform 2, plays a role in apoptotic morphological changes, including cell contraction, membrane blebbing and apoptotic bodies formation. This function, which requires the activation of MAPK8/JNK and nuclear localization of C-terminally truncated isoform 1, may be linked to the mitochondrial CASP9-associated death pathway. Isoform 1, but not isoform 2, activates the JNK MAP kinase pathway through the specific activation of the upstream MKK3 and MKK6 kinases. Isoform 1 binds to microtubules and affects their organization and stability independently of its kinase activity. Prevents MAP3K7-mediated activation of IKKA, and thus NF-kappa-B activation, but not that of JNK. Phosphorylates itself, MBP, activated MAPK8 and tubulins. May play a role in the osmotic stress-MAPK8 pathway. Isoform 2, but not isoform 1, is required for PCDH8 endocytosis. Following homophilic interactions between PCDH8 extracellular domains, isoform 2 phosphorylates and activates MAPK14/p38 MAPK which in turn phosphorylates isoform 2. This process leads to PCDH8 endocytosis and CDH2 cointernalization (By similarity). Both isoforms are involved in MAPK14 phosphorylation.
组织特异性	Ubiquitously expressed, with a higher level of expression in testis and brain.
序列相似性	Belongs to the protein kinase superfamily. STE Ser/Thr protein kinase family. STE20 subfamily. Contains 1 protein kinase domain.
翻译后修饰	Isoforms 1 and 2 are autophosphorylated. C-terminal cleavage of isoform 1 and subsequent nuclear localization requires CASP9 activity. isoform 2 is phosphorylated at 'Ser-1031' by MAPK14. This phosphorylation is required PCDH8 for endocytosis.
细胞定位	Cytoplasmic vesicle membrane. Cytoplasm > cytoskeleton. Nucleus. Catalytically active full-length phosphorylated isoform 1 localizes to microtubules in the cytoplasm predominantly on microtubule cables positioned around the nucleus. A C-terminally truncated form of isoform 1 is present in the nucleus; isoform 2 and kinase-defective, as well as full-length isoform 1 are excluded from the nucleus and Cell projection > dendrite. In dendrites, colocalizes with PCDH8.

图片



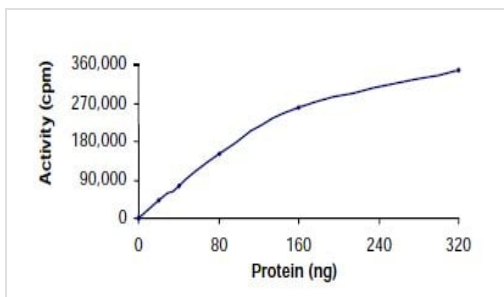
SDS PAGE analysis of ab61426

SDS-PAGE - Recombinant human TAOK2 protein (ab61426)




The specific activity of TAOK2 (ab61426) was determined to be 20 nmol /min/mg as per activity assay protocol.

Functional Studies - Recombinant human TAOK2 protein (ab61426)



Functional Studies - Recombinant human TAOK2 protein (ab61426)



SDS-PAGE - Recombinant human TAOK2 protein (ab61426)

**Please note:** All products are "FOR RESEARCH USE ONLY. NOT FOR USE IN DIAGNOSTIC PROCEDURES"

### **Our Abpromise to you: Quality guaranteed and expert technical support**

---

- Replacement or refund for products not performing as stated on the datasheet
- Valid for 12 months from date of delivery
- Response to your inquiry within 24 hours
  
- We provide support in Chinese, English, French, German, Japanese and Spanish
- Extensive multi-media technical resources to help you
- We investigate all quality concerns to ensure our products perform to the highest standards

If the product does not perform as described on this datasheet, we will offer a refund or replacement. For full details of the Abpromise, please visit <https://www.abcam.cn/abpromise> or contact our technical team.

### **Terms and conditions**

---

- Guarantee only valid for products bought direct from Abcam or one of our authorized distributors