

# Recombinant human STK38 protein ab101549

## 5 图像

### 描述

产品名称	重组人STK38蛋白
生物活性	The Specific activity of ab101549 was determined to be 4 nmol/min/mg.
纯度	> 70 % SDS-PAGE. The purity was determined to be >75% by densitometry. Affinity purified.
表达系统	Baculovirus infected insect cells
Accession	<b><u>Q15208</u></b>
蛋白长度	Full length protein
无动物成分	No
性质	Recombinant
种属	Human
预测分子量	81 kDa including tags

### 技术指标

Our **Abpromise guarantee** covers the use of **ab101549** in the following tested applications.

The application notes include recommended starting dilutions; optimal dilutions/concentrations should be determined by the end user.

应用	Functional Studies SDS-PAGE
形式	Liquid
补充说明	<b><u>ab204869</u></b> (PKI-alpha peptide) can be utilized as a substrate for assessing kinase activity

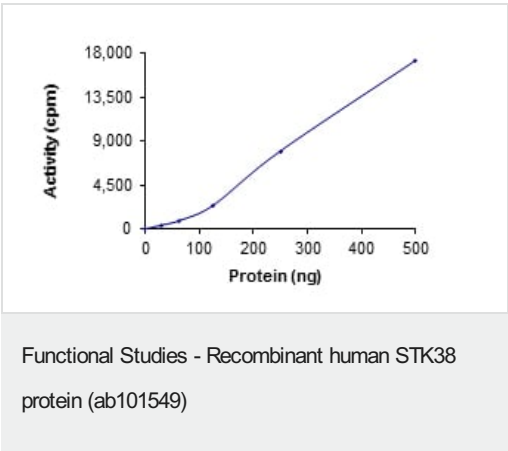
### 制备和贮存

稳定性和存储	Shipped on dry ice. Upon delivery aliquot and store at -80°C. Avoid freeze / thaw cycles. pH: 7.50 Constituents: 0.307% Glutathione, 0.00174% PMSF, 0.00385% DTT, 0.79% Tris HCl, 0.00292% EDTA, 25% Glycerol (glycerin, glycerine), 0.87% Sodium chloride This product is an active protein and may elicit a biological response in vivo, handle with caution.
--------	--

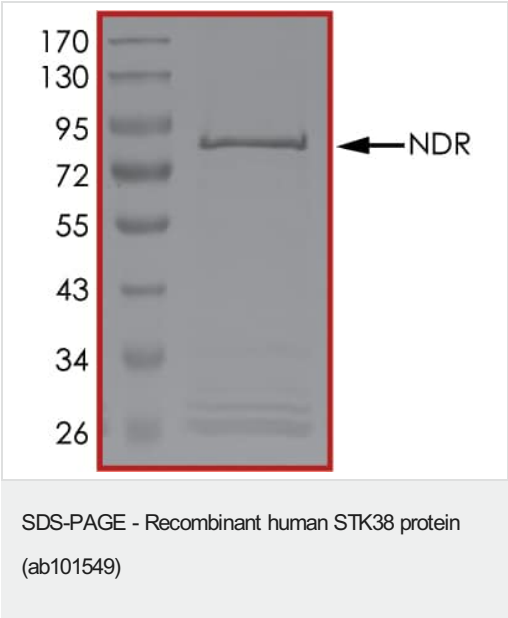
常规信息

功能	Negative regulator of MAP3K1/2 signaling. Converts MAP3K2 from its phosphorylated form to its nonphosphorylated form and inhibits autophosphorylation of MAP3K2.
组织特异性	Ubiquitously expressed with highest levels observed in peripheral blood leukocytes.
序列相似性	Belongs to the protein kinase superfamily. AGC Ser/Thr protein kinase family. Contains 1 AGC-kinase C-terminal domain. Contains 1 protein kinase domain.
翻译后修饰	ISGylated.
细胞定位	Nucleus. Cytoplasm.


图片



The specific activity of STK38 (ab101549) was determined to be 3.4 nmol/min/mg as per activity assay protocol

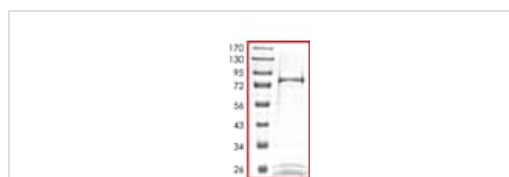


SDS PAGE analysis of ab101549



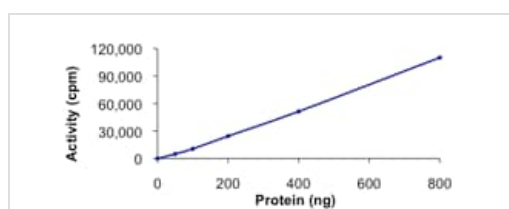
SDS PAGE analysis of ab101549

SDS-PAGE - Recombinant human STK38 protein  
(ab101549)



SDS-PAGE showing ab101549 at approximately 81kDa.

SDS-PAGE - Recombinant human STK38 protein  
(ab101549)



Kinase Assay demonstrating specific activity of ab101549.

Functional Studies - Recombinant human STK38  
protein (ab101549)

**Please note:** All products are "FOR RESEARCH USE ONLY. NOT FOR USE IN DIAGNOSTIC PROCEDURES"

### Our Abpromise to you: Quality guaranteed and expert technical support

- Replacement or refund for products not performing as stated on the datasheet
- Valid for 12 months from date of delivery

- Response to your inquiry within 24 hours
- We provide support in Chinese, English, French, German, Japanese and Spanish
- Extensive multi-media technical resources to help you
- We investigate all quality concerns to ensure our products perform to the highest standards

If the product does not perform as described on this datasheet, we will offer a refund or replacement. For full details of the Abpromise, please visit <https://www.abcam.cn/abpromise> or contact our technical team.

#### **Terms and conditions**

---

- Guarantee only valid for products bought direct from Abcam or one of our authorized distributors