

Recombinant human PKC iota protein ab60850

6 图像

描述	
产品名称	重组人PKC iota蛋白
纯度	> 90 % Densitometry. Affinity purified.
表达系统	Baculovirus infected Sf9 cells
蛋白长度	Full length protein
无动物成分	No
性质	Recombinant
种属	Human

技术指标	
Our <b>Abpromise guarantee</b> covers the use of <b>ab60850</b> in the following tested applications.	
The application notes include recommended starting dilutions; optimal dilutions/concentrations should be determined by the end user.	
应用	Functional Studies SDS-PAGE Western blot
形式	Liquid
补充说明	<b>ab204856</b> (CREB peptide) can be utilized as a substrate for assessing kinase activity

制备和贮存	
稳定性和存储	Shipped on dry ice. Upon delivery aliquot and store at -80°C. Avoid freeze / thaw cycles. pH: 7.50 Constituents: 0.0038% EGTA, 0.00174% PMSF, 0.00385% DTT, 0.79% Tris HCl, 0.00292% EDTA, 25% Glycerol (glycerin, glycerine), 0.87% Sodium chloride This product is an active protein and may elicit a biological response in vivo, handle with caution.

常规信息	
功能	Calcium-independent, phospholipid-dependent, serine- and threonine-specific kinase. May play a

role in the secretory response to nutrients. Involved in cell polarization processes and the formation of epithelial tight junctions. Implicated in the activation of several signaling pathways including Ras, c-Src and NF-kappa-B pathways. Functions in both pro- and anti-apoptotic pathways. Functions in the RAC1/ERK signaling required for transformed growth. Plays a role in microtubule dynamics through interaction with RAB2A and GAPDH and recruitment to vesicular tubular clusters (VTCs).

#### 组织特异性

Predominantly expressed in lung and brain, but also expressed at lower levels in many tissues including pancreatic islets. Highly expressed in non-small cell lung cancers.

#### 序列相似性

Belongs to the protein kinase superfamily. AGC Ser/Thr protein kinase family. PKC subfamily. Contains 1 AGC-kinase C-terminal domain. Contains 1 OPR domain. Contains 1 phorbol-ester/DAG-type zinc finger. Contains 1 protein kinase domain.

#### 结构域

The OPR domain mediates interaction with SQSTM1. The C1 domain does not bind diacylglycerol (DAG).

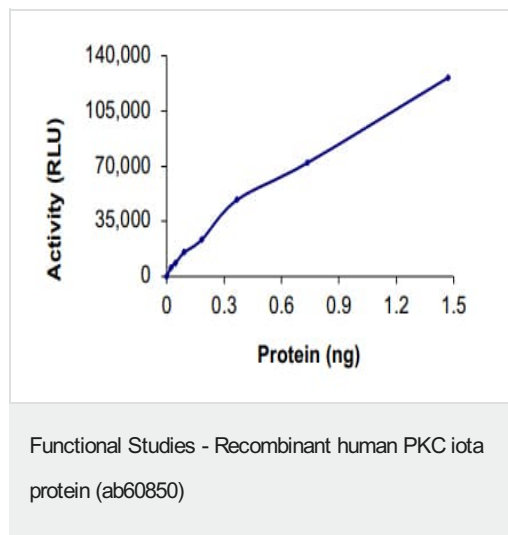
#### 翻译后修饰

On neuronal growth factor (NGF) stimulation, phosphorylated by Src on Tyr-265, Tyr-280 and Tyr-334. Phosphorylation on Tyr-265 facilitates binding to KPNB1/importin-beta regulating entry of PRKCI into the nucleus. Phosphorylation on Tyr-334 is important for NF-kappa-B stimulation.

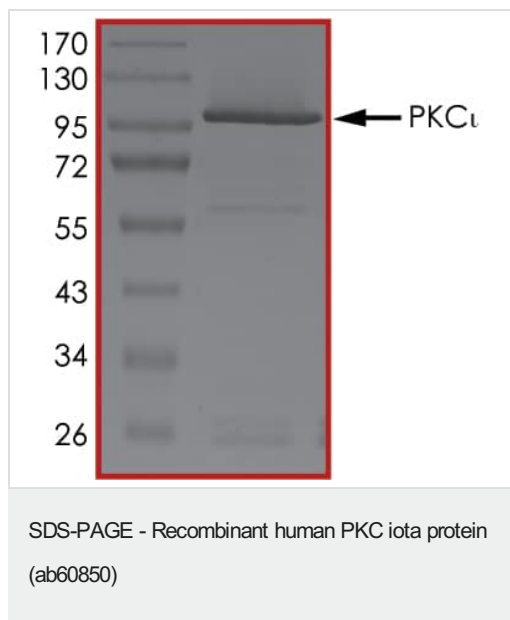
#### 细胞定位

Cytoplasm. Membrane. Endosome. Nucleus. Transported into the endosome through interaction with SQSTM1/p62. After phosphorylation by cSrc, transported into the nucleus through interaction with KPNB1. Colocalizes with CDK7 in the cytoplasm and nucleus. Vesicular tubular clusters. Transported to VTCs through interaction with RAB2A.

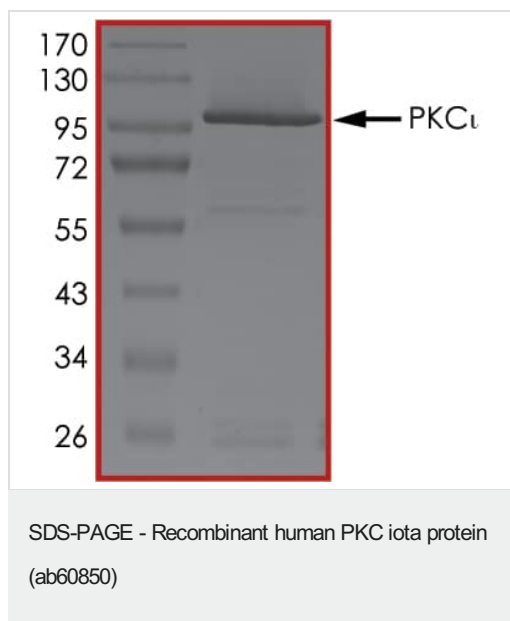
#### 图片



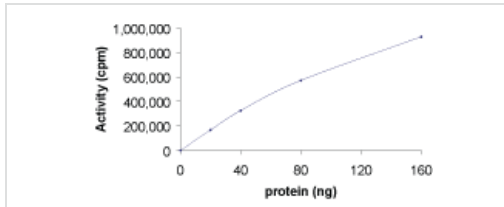
The specific activity of PKC iota (ab60850) was determined to be 572 nmol/min/mg as per activity assay protocol and was equivalent to 564 nmol/min/mg as per radiometric assay



SDS PAGE analysis of ab60850

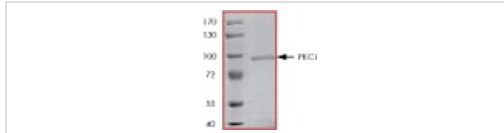


SDS PAGE analysis of ab60850



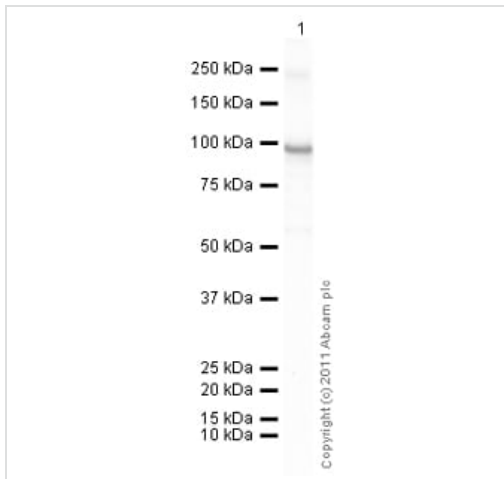
Sample Kinase Activity Plot.

Functional Studies - Recombinant human PKC iota protein (ab60850)



ab60850 on SDS-PAGE, MW ~98 kDa.

SDS-PAGE - Recombinant human PKC iota protein (ab60850)



Western blot - Recombinant human PKC iota protein (ab60850)

**Please note:** All products are "FOR RESEARCH USE ONLY. NOT FOR USE IN DIAGNOSTIC PROCEDURES"

### Our Abpromise to you: Quality guaranteed and expert technical support

- Replacement or refund for products not performing as stated on the datasheet
- Valid for 12 months from date of delivery
- Response to your inquiry within 24 hours
- We provide support in Chinese, English, French, German, Japanese and Spanish
- Extensive multi-media technical resources to help you
- We investigate all quality concerns to ensure our products perform to the highest standards

If the product does not perform as described on this datasheet, we will offer a refund or replacement. For full details of the Abpromise, please visit <https://www.abcam.cn/abpromise> or contact our technical team.

## Terms and conditions

---

- Guarantee only valid for products bought direct from Abcam or one of our authorized distributors