

Recombinant human PHKG2 protein ab89857

5 图像

描述	
产品名称	重组人PHKG2蛋白
生物活性	The specific activity of ab89857 was determined to be 70 nmol/min/mg.
纯度	> 70 % Densitometry. Affinity purified.
表达系统	Baculovirus infected Sf9 cells
蛋白长度	Full length protein
无动物成分	No
性质	Recombinant
种属	Human
标签	GST tag N-Terminus

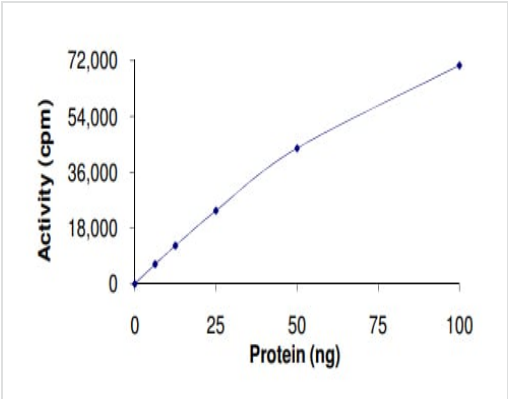
技术指标	
Our Abpromise guarantee covers the use of ab89857 in the following tested applications.	
The application notes include recommended starting dilutions; optimal dilutions/concentrations should be determined by the end user.	
应用	SDS-PAGE Functional Studies
形式	Liquid
补充说明	ab204885 (ZIP Kinase peptide substrate) can be utilized as a substrate for assessing kinase activity

制备和贮存	
稳定性和存储	Shipped on dry ice. Upon delivery aliquot and store at -80°C. Avoid freeze / thaw cycles. pH: 7.50 Constituents: 0.00174% PMSF, 0.00385% DTT, 0.79% Tris HCl, 0.00292% EDTA, 25% Glycerol (glycerin, glycerine), 0.87% Sodium chloride This product is an active protein and may elicit a biological response in vivo, handle with caution.

常规信息

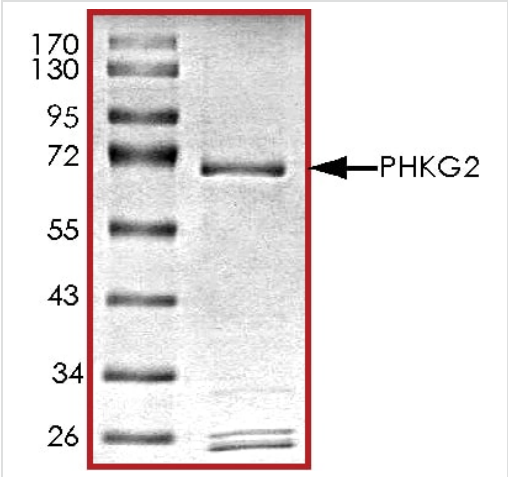
相关性	Mutations in PHKG2 along with PHKA2 and PHKB, all three different genes of phosphorylase kinase (Phk) subunits, can give rise to glycogen storage disease of the liver. The autosomal-recessive, liver-specific variant of Phk deficiency is caused by mutations in the gene encoding the testis/liver isoform of the catalytic gamma subunit, PHKG2.
细胞定位	Cytoplasmic

图片



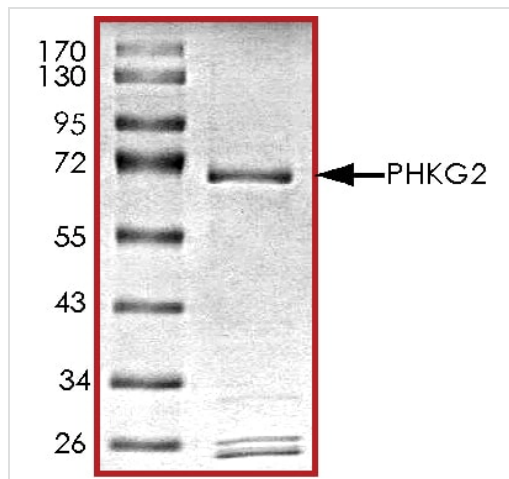
The specific activity of PHKG2 (ab89857) was determined to be 78 nmol/min/mg as per activity assay protocol

Functional Studies - Recombinant human PHKG2 protein (ab89857)



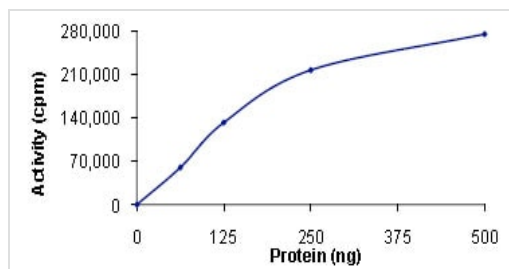
SDS PAGE analysis of ab89857

SDS-PAGE - Recombinant human PHKG2 protein (ab89857)



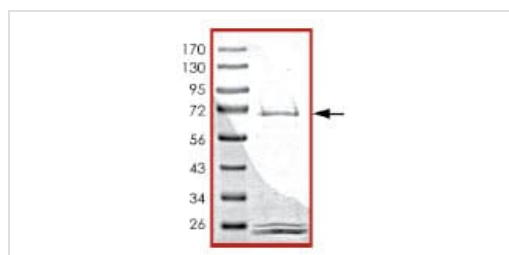
SDS PAGE analysis of ab89857

SDS-PAGE - Recombinant human PHKG2 protein
(ab89857)



Kinase Assay demonstrating specific activity of ab89857

Functional Studies - Recombinant human PHKG2
protein (ab89857)



SDS-PAGE showing ab89857 at approximately 70kDa

SDS-PAGE - Recombinant human PHKG2 protein
(ab89857)

Please note: All products are "FOR RESEARCH USE ONLY. NOT FOR USE IN DIAGNOSTIC PROCEDURES"

Our Abpromise to you: Quality guaranteed and expert technical support

- Replacement or refund for products not performing as stated on the datasheet
- Valid for 12 months from date of delivery
- Response to your inquiry within 24 hours

- We provide support in Chinese, English, French, German, Japanese and Spanish
- Extensive multi-media technical resources to help you
- We investigate all quality concerns to ensure our products perform to the highest standards

If the product does not perform as described on this datasheet, we will offer a refund or replacement. For full details of the Abpromise, please visit <https://www.abcam.cn/abpromise> or contact our technical team.

Terms and conditions

- Guarantee only valid for products bought direct from Abcam or one of our authorized distributors