

Recombinant human PDE7A/HCP1 protein ab125786

5 图像

描述

产品名称	重组人PDE7A/HCP1蛋白
生物活性	The specific activity of ab125786 was determined to be 166 nmol/min/mg.
纯度	> 85 % Densitometry. Affinity purified.
表达系统	Baculovirus infected Sf9 cells
Accession	<u>Q13946-2</u>
蛋白长度	Protein fragment
无动物成分	No
性质	Recombinant
种属	Human
序列	<pre> MSPILGYWKI KGLVQPTRLL LEYLEEKYEE HLYERDEGDK WRNKKFELGL EFPNLPYYID GDVKLTQ SMA IIRYIADKHN MLGGCPKERA EISMLEGAVL DIRYGVSRIA YSKDFETLKV DFLSKLP EML KMFEDRLCHK TYLNGDHVTH PDFMLYDALD VVLYMDPMCL DAFPKLVCFK KRIEAI PQID KYLKSSKYIA WPLQG WQATF GGGDHPPKSD LVPRGSSNSL NILDDDYNGQ AKCMLEK VGN WNFDFL FDR LTNGNSLVSL TFHLFSLHGL IEYFHLDMMK LRRFLVMIQE DYHSQNPYHN AVHAADVTQA MHCYLKEPKL ANSVTPWDIL LSLIAAATHD LDHPGVNQPF LIKTNHYLAT LYKNTSVLEN HHWRSVGLL RESGLFSHLP LESRQQMETQ IGALILATDI SRQNEYLSLF RSHLDRGDLC LEDTRHRHLV LQMALKCADI CNPCRTWELS KQWSEKVTEE FFHQGDIEKK YHLGV SPLCD RHTESIANIQ IGFMTYLVEP LFTWARFSN TRLSQTMLGH VGLNKASWKG LQREQSSSED TDAAFELNSQ LLPQENRLS </pre>
预测分子量	64 kDa including tags
氨基酸	104 to 456
标签	GST tag N-Terminus

技术指标

Our **Abpromise guarantee** covers the use of **ab125786** in the following tested applications.

The application notes include recommended starting dilutions; optimal dilutions/concentrations should be determined by the end user.

应用	Functional Studies SDS-PAGE
形式	Liquid
补充说明	This product was previously labelled as PDE7A

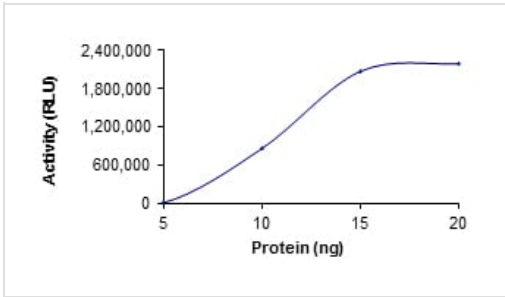
制备和贮存

稳定性和存储	Shipped on dry ice. Upon delivery aliquot and store at -80°C. Avoid freeze / thaw cycles. pH: 7.50 Constituents: 0.002% PMSF, 0.4% DTT, 0.79% Tris HCl, 25% Glycerol (glycerin, glycerine), 0.88% Sodium chloride This product is an active protein and may elicit a biological response in vivo, handle with caution.
--------	---

常规信息

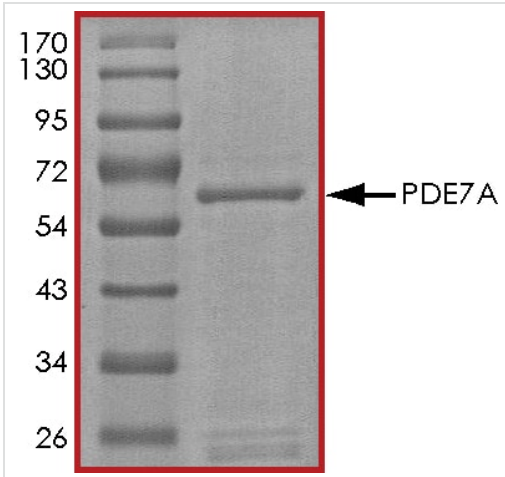
功能	Hydrolyzes the second messenger cAMP, which is a key regulator of many important physiological processes. May have a role in muscle signal transduction.
组织特异性	PDE7A1 is found at high levels in skeletal muscle and at low levels in a variety of tissues including brain and heart. It is expressed as well in two T-cell lines. PDE7A2 is found abundantly in skeletal muscle and at low levels in heart.
通路	Purine metabolism; 3',5'-cyclic AMP degradation; AMP from 3',5'-cyclic AMP: step 1/1.
序列相似性	Belongs to the cyclic nucleotide phosphodiesterase family. PDE7 subfamily.
发展阶段	Developmentally regulated. PDE7A1 and PDE7A2 are found in several fetal tissues, expression is reduced throughout development. It persists strongly only in adult skeletal muscle.
结构域	Composed of a C-terminal catalytic domain containing two putative divalent metal sites and an N-terminal regulatory domain.
细胞定位	Cytoplasm > cytosol. PDE7A1 (57 kDa) is located mostly to soluble cellular fractions and Cytoplasm. PDE7A2 (50 kDa) is located to particulate cellular fractions.

图片



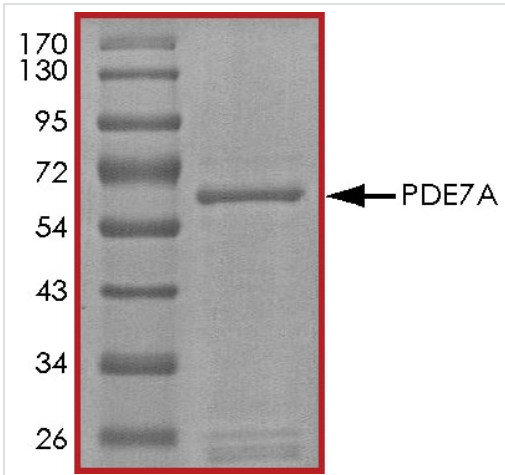
The specific activity of PDE7A/HCP1 (ab125786) was determined to be 160 nmol/min/mg as per activity assay protocol

Functional Studies - Recombinant human PDE7A/HCP1 protein (ab125786)



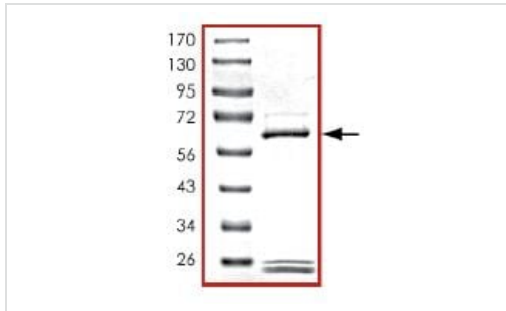
SDS PAGE analysis of ab125786

SDS-PAGE - Recombinant human PDE7A/HCP1 protein (ab125786)



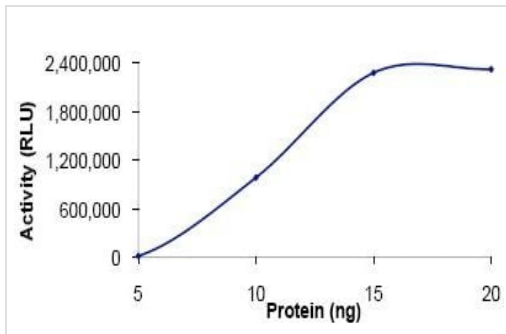
SDS PAGE analysis of ab125786

SDS-PAGE - Recombinant human PDE7A/HCP1 protein (ab125786)



SDS-PAGE analysis of ab125786.

SDS-PAGE - Recombinant human PDE7A/HCP1 protein (ab125786)



Sample assay showing the specific activity of ab125786 to be 166 nmol/min/mg.

Functional Studies - Recombinant human PDE7A/HCP1 protein (ab125786)

Please note: All products are "FOR RESEARCH USE ONLY. NOT FOR USE IN DIAGNOSTIC PROCEDURES"

Our Abpromise to you: Quality guaranteed and expert technical support

- Replacement or refund for products not performing as stated on the datasheet
- Valid for 12 months from date of delivery
- Response to your inquiry within 24 hours
- We provide support in Chinese, English, French, German, Japanese and Spanish
- Extensive multi-media technical resources to help you
- We investigate all quality concerns to ensure our products perform to the highest standards

If the product does not perform as described on this datasheet, we will offer a refund or replacement. For full details of the Abpromise, please visit <https://www.abcam.cn/abpromise> or contact our technical team.

Terms and conditions

- Guarantee only valid for products bought direct from Abcam or one of our authorized distributors