

Recombinant Human beta Catenin protein (Tagged) ab63175

6 References 3 图像

描述		
产品名称	重组人beta Catenin蛋白(Tagged)	
纯度	> 70 % Affinity purified. Purified by affinity chromatography	
表达系统	Baculovirus infected Sf9 cells	
Accession	<u>NM_001904</u>	
蛋白长度	Full length protein	
无动物成分	No	
性质	Recombinant	
种属	Human	
序列	MATQADLMEL DMAMEPDRKA AVSHWQQQSY LDSGIHSGAT TTAPSLSGKG NPEEDVDTS QVLYEWEQGF SQSFTQEQA DIDGQYAMTR AQRVRAAMFP ETLDEGMQIP STQFDAAHPT NVQRLAEPSQ MLKHAVVNLN NYQDDAELAT RAIPELTKLL NDEDQVVVNK AAVMVHQLSK KEASRHAIMR SPQMVSAIVR TMQNTNDVET ARCTAGTLHN LSHHREGLLA IFKSGGIPAL VKMLGSPVDS VLFYAITTLH NLLHHEGAK MAVRLAGGLQ KMVALLNKTN VKFLAITTDG LQILAYGNQE SKLIILASGG PQALVNIMRT YTYEKLLWTT SRVLKVLVSV SSNKPAIVEA GGMQALGLHL TDPSQRLVQN CLWTLRNLSD AATKQEGMEG LLGTLVQLLG SDDINVVTCA AGILSNLTCN NYKNKMMVCQ VGGIEALVRT VLRAGDREDI TEPAICALRH LTRHQAEM AQNAVRLHYG LPVVVKLLHP PSHWPLIKAT VGLIRNLALC PANHAPLREQ GAIPRLVQLL VRAHQDTQRR TSMGGTQQQF VEGVRMEEIV EGCTGALHIL ARDVHNRIVI RGLNTIPLFV QLLYSPIENI QRVAAGVLCE LAQDKEAAEA IEAEGATAPL TELLHSRNEG VATYAAAVLF RMSEDKPDY KKRLSVELTS SLFRTEPMAW NETADLGLDI GAQGEPLGYR QDDPSYRSFH SGGYGQDALG MDPMEHEMG GHHPGADYPV	

预测分子量	115 kDa
氨基酸	1 to 781
标签	GST tag N-Terminus

技术指标

Our **Abpromise guarantee** covers the use of **ab63175** in the following tested applications.

The application notes include recommended starting dilutions; optimal dilutions/concentrations should be determined by the end user.

应用	Western blot
	SDS-PAGE
	ELISA
形式	Liquid

制备和贮存

稳定性和存储	Shipped on dry ice. Upon delivery aliquot and store at -80°C. Avoid freeze / thaw cycles. pH: 7.50 Constituents: 0.00174% PMSF, 0.00385% DTT, 0.79% Tris HCl, 25% Glycerol (glycerin, glycerine), 0.87% Sodium chloride
--------	---

常规信息

功能	<p>Key downstream component of the canonical Wnt signaling pathway. In the absence of Wnt, forms a complex with AXIN1, AXIN2, APC, CSNK1A1 and GSK3B that promotes phosphorylation on N-terminal Ser and Thr residues and ubiquitination of CTNNB1 via BTRC and its subsequent degradation by the proteasome. In the presence of Wnt ligand, CTNNB1 is not ubiquitinated and accumulates in the nucleus, where it acts as a coactivator for transcription factors of the TCF/LEF family, leading to activate Wnt responsive genes.</p> <p>Involved in the regulation of cell adhesion. The majority of beta-catenin is localized to the cell membrane and is part of E-cadherin/catenin adhesion complexes which are proposed to couple cadherins to the actin cytoskeleton.</p>
组织特异性	Expressed in several hair follicle cell types: basal and peripheral matrix cells, and cells of the outer and inner root sheaths. Expressed in colon.
疾病相关	<p>Defects in CTNNB1 are associated with colorectal cancer (CRC) [MIM:114500].</p> <p>Note=Activating mutations in CTNNB1 have oncogenic activity resulting in tumor development. Somatic mutations are found in various tumor types, including colon cancers, ovarian and prostate carcinomas, hepatoblastoma (HB), hepatocellular carcinoma (HCC). HBs are malignant embryonal tumors mainly affecting young children in the first three years of life.</p> <p>Defects in CTNNB1 are a cause of pilomatixoma (PTR) [MIM:132600]; a common benign skin tumor.</p> <p>Defects in CTNNB1 are a cause of medulloblastoma (MDB) [MIM:155255]. MDB is a malignant, invasive embryonal tumor of the cerebellum with a preferential manifestation in children.</p> <p>Defects in CTNNB1 are a cause of susceptibility to ovarian cancer (OC) [MIM:167000]. Ovarian cancer common malignancy originating from ovarian tissue. Although many histologic types of ovarian neoplasms have been described, epithelial ovarian carcinoma is the most common form.</p>

Ovarian cancers are often asymptomatic and the recognized signs and symptoms, even of late-stage disease, are vague. Consequently, most patients are diagnosed with advanced disease. Note=A chromosomal aberration involving CTNNB1 is found in salivary gland pleiomorphic adenomas, the most common benign epithelial tumors of the salivary gland. Translocation t(3;8) (p21;q12) with PLAG1.

序列相似性

Belongs to the beta-catenin family.

Contains 12 ARM repeats.

翻译后修饰

Phosphorylation by GSK3B requires prior phosphorylation of Ser-45 by another kinase.

Phosphorylation proceeds then from Thr-41 to Ser-37 and Ser-33.

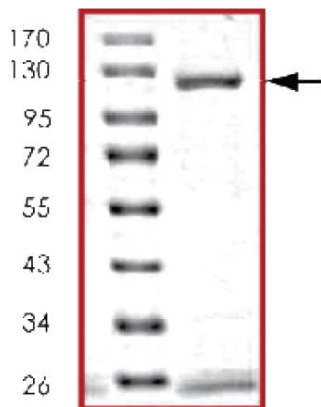
EGF stimulates tyrosine phosphorylation. Phosphorylation on Tyr-654 decreases CDH1 binding and enhances TBP binding.

Ubiquitinated by the SCF(BTRC) E3 ligase complex when phosphorylated by GSK3B, leading to its degradation. Ubiquitinated by a E3 ubiquitin ligase complex containing UBE2D1, SIAH1, CACYBP/SIP, SKP1, APC and TBL1X, leading to its subsequent proteasomal degradation.

细胞定位

Cytoplasm. Nucleus. Cytoplasm > cytoskeleton. Cell junction > adherens junction. Cell junction. Cell membrane. Cytoplasmic when it is unstabilized (high level of phosphorylation) or bound to CDH1. Translocates to the nucleus when it is stabilized (low level of phosphorylation). Interaction with GLIS2 and MUC1 promotes nuclear translocation. Interaction with EMD inhibits nuclear localization.

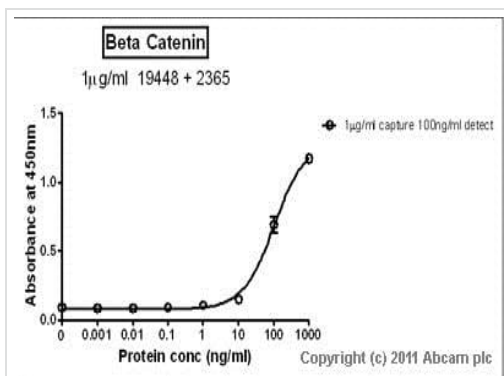
图片



SDS-PAGE analysis of Recombinant Human beta Catenin protein (Tagged) (ab63175).

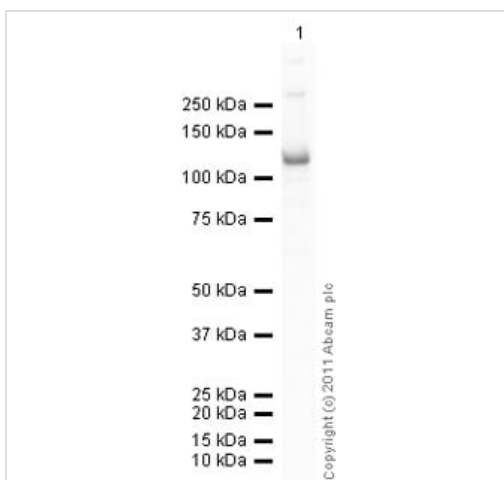
MW ~115 kDa

SDS-PAGE - Recombinant Human beta Catenin protein (Tagged) (ab63175)



Sandwich ELISA - Recombinant Human beta Catenin protein (Tagged) (ab63175)

Standard Curve for ab63175; dilution range 1 µg/ml to 1 µg/ml using Capture Antibody **Mouse monoclonal [BDI080] to beta Catenin (ab19448)** at 1 µg/ml and Detector Antibody **Rabbit polyclonal to beta Catenin (ab16051)** at 0.1 µg/ml.



Western blot - Recombinant Human beta Catenin protein (Tagged) (ab63175)

Anti-beta Catenin antibody (**ab16051**) at 0.25 µg/ml + Recombinant Human beta Catenin protein (Tagged) (ab63175) at 0.01 µg

Secondary

Goat Anti-Rabbit IgG H&L (HRP) preadsorbed (**ab97080**) at 1/5000 dilution

Developed using the ECL technique.

Performed under reducing conditions.

Exposure time: 10 seconds

Please note: All products are "FOR RESEARCH USE ONLY. NOT FOR USE IN DIAGNOSTIC PROCEDURES"

Our Abpromise to you: Quality guaranteed and expert technical support

- Replacement or refund for products not performing as stated on the datasheet
- Valid for 12 months from date of delivery
- Response to your inquiry within 24 hours
- We provide support in Chinese, English, French, German, Japanese and Spanish
- Extensive multi-media technical resources to help you
- We investigate all quality concerns to ensure our products perform to the highest standards

If the product does not perform as described on this datasheet, we will offer a refund or replacement. For full details of the Abpromise, please visit <https://www.abcam.cn/abpromise> or contact our technical team.

Terms and conditions

- Guarantee only valid for products bought direct from Abcam or one of our authorized distributors