

Human LAMP2A peptide ab23322

1 References [1 图像](#)

描述

产品名称	人LAMP2A多肽
纯度	> 90 % HPLC.
Accession	<u>P13473</u>
无动物成分	No
性质	Synthetic
种属	Human

技术指标

Our **Abpromise guarantee** covers the use of **ab23322** in the following tested applications.

The application notes include recommended starting dilutions; optimal dilutions/concentrations should be determined by the end user.

应用	Blocking - Blocking peptide for Anti-LAMP2A antibody - Lysosome Marker (<u>ab18528</u>)
形式	Liquid
补充说明	<p>- First try to dissolve a small amount of peptide in either water or buffer. The more charged residues on a peptide, the more soluble it is in aqueous solutions.</p> <p>- If the peptide doesn't dissolve try an organic solvent e.g. DMSO, then dilute using water or buffer.</p> <p>- Consider that any solvent used must be compatible with your assay. If a peptide does not dissolve and you need to recover it, lyophilise to remove the solvent.</p> <p>- Gentle warming and sonication can effectively aid peptide solubilisation. If the solution is cloudy or has gelled the peptide may be in suspension rather than solubilised.</p> <p>- Peptides containing cysteine are easily oxidised, so should be prepared in solution just prior to use.</p>

制备和贮存





稳定性和存储	<p>Shipped at 4°C. Upon delivery aliquot and store at -20°C or -80°C. Avoid repeated freeze / thaw cycles.</p> <p>Information available upon request.</p>
--------	---

常规信息

功能	Implicated in tumor cell metastasis. May function in protection of the lysosomal membrane from autodigestion, maintenance of the acidic environment of the lysosome, adhesion when expressed on the cell surface (plasma membrane), and inter- and intracellular signal transduction. Protects cells from the toxic effects of methylating mutagens.
组织特异性	Isoform LAMP-2A is highly expressed in placenta, lung and liver, less in kidney and pancreas, low in brain and skeletal muscle. Isoform LAMP-2B is highly expressed in skeletal muscle, less in brain, placenta, lung, kidney and pancreas, very low in liver.
疾病相关	Danon disease
序列相似性	Belongs to the LAMP family.
翻译后修饰	O- and N-glycosylated; some of the 16 N-linked glycans are polylactosaminoglycans.
细胞定位	Cell membrane. Endosome membrane. Lysosome membrane. This protein shuttles between lysosomes, endosomes, and the plasma membrane.

图片

Choose the best for your experiment from thousands of proteins and peptides

-  Reinforce the validity of your results with **protein controls**
-  Validate specific, reliable reagents with **blocking peptides**
-  Keep working on targets without specific antibodies with **fusion-tagged proteins**
-  Get consistent, reproducible results with premium **bioactive proteins**

Human LAMP2A peptide (ab23322)

Please note: All products are "FOR RESEARCH USE ONLY. NOT FOR USE IN DIAGNOSTIC PROCEDURES"

Our Abpromise to you: Quality guaranteed and expert technical support

- Replacement or refund for products not performing as stated on the datasheet
- Valid for 12 months from date of delivery
- Response to your inquiry within 24 hours
- We provide support in Chinese, English, French, German, Japanese and Spanish
- Extensive multi-media technical resources to help you
- We investigate all quality concerns to ensure our products perform to the highest standards

If the product does not perform as described on this datasheet, we will offer a refund or replacement. For full details of the Abpromise, please visit <https://www.abcam.cn/abpromise> or contact our technical team.

Terms and conditions

- Guarantee only valid for products bought direct from Abcam or one of our authorized distributors