

## Product datasheet

# Human Jagged1 peptide ab94375

[1 References](#) [1 图像](#)

### 描述

产品名称	人Jagged1多肽
纯度	> 70 % HPLC. 70 - 90% by HPLC
Accession	<b><u>P78504</u></b>
无动物成分	No
性质	Synthetic
种属	Human

### 技术指标

Our **Abpromise guarantee** covers the use of **ab94375** in the following tested applications.

The application notes include recommended starting dilutions; optimal dilutions/concentrations should be determined by the end user.

应用	Blocking - Blocking peptide for Anti-Jagged1 antibody ( <a href="#">ab85763</a> )
形式	Liquid
补充说明	<ul style="list-style-type: none"><li>- First try to dissolve a small amount of peptide in either water or buffer. The more charged residues on a peptide, the more soluble it is in aqueous solutions.</li><li>- If the peptide doesn't dissolve try an organic solvent e.g. DMSO, then dilute using water or buffer.</li><li>- Consider that any solvent used must be compatible with your assay. If a peptide does not dissolve and you need to recover it, lyophilise to remove the solvent.</li><li>- Gentle warming and sonication can effectively aid peptide solubilisation. If the solution is cloudy or has gelled the peptide may be in suspension rather than solubilised.</li><li>- Peptides containing cysteine are easily oxidised, so should be prepared in solution just prior to use.</li></ul>

### 制备和贮存





稳定性和存储	Shipped at 4°C. Upon delivery aliquot and store at -20°C or -80°C. Avoid repeated freeze / thaw cycles.  Information available upon request.
--------	--

## 常规信息

功能	Ligand for multiple Notch receptors and involved in the mediation of Notch signaling. May be involved in cell-fate decisions during hematopoiesis. Seems to be involved in early and late stages of mammalian cardiovascular development. Inhibits myoblast differentiation (By similarity). Enhances fibroblast growth factor-induced angiogenesis (in vitro).
组织特异性	Widely expressed in adult and fetal tissues. In cervix epithelium expressed in undifferentiated subcolumnar reserve cells and squamous metaplasia. Expression is up-regulated in cervical squamous cell carcinoma. Expressed in bone marrow cell line HS-27a which supports the long-term maintenance of immature progenitor cells.
疾病相关	<p>Defects in JAG1 are the cause of Alagille syndrome type 1 (ALGS1) [MIM:118450]. Alagille syndrome is an autosomal dominant multisystem disorder defined clinically by hepatic bile duct paucity and cholestasis in association with cardiac, skeletal, and ophthalmologic manifestations. There are characteristic facial features and less frequent clinical involvement of the renal and vascular systems.</p> <p>Defects in JAG1 are a cause of tetralogy of Fallot (TOF) [MIM:187500]. TOF is a congenital heart anomaly which consists of pulmonary stenosis, ventricular septal defect, dextroposition of the aorta (aorta is on the right side instead of the left) and hypertrophy of the right ventricle. This condition results in a blue baby at birth due to inadequate oxygenation. Surgical correction is emergent.</p>
序列相似性	<p>Contains 1 DSL domain.</p> <p>Contains 15 EGF-like domains.</p>
发展阶段	Expressed in 32-52 days embryos in the distal cardiac outflow tract and pulmonary artery, major arteries, portal vein, optic vesicle, otocyst, branchial arches, metanephros, pancreas, mesocardium, around the major bronchial branches, and in the neural tube.
细胞定位	Membrane.

## 图片

**Choose the best for your experiment from thousands of proteins and peptides**

-  Reinforce the validity of your results with **protein controls**
-  Validate specific, reliable reagents with **blocking peptides**
-  Keep working on targets without specific antibodies with **fusion-tagged proteins**
-  Get consistent, reproducible results with premium **bioactive proteins**

Human Jagged1 peptide (ab94375)

To learn more about our protein and peptide range click [here](#).

**Please note:** All products are "FOR RESEARCH USE ONLY. NOT FOR USE IN DIAGNOSTIC PROCEDURES"

## **Our Abpromise to you: Quality guaranteed and expert technical support**

---

- Replacement or refund for products not performing as stated on the datasheet
- Valid for 12 months from date of delivery
- Response to your inquiry within 24 hours
  
- We provide support in Chinese, English, French, German, Japanese and Spanish
- Extensive multi-media technical resources to help you
- We investigate all quality concerns to ensure our products perform to the highest standards

If the product does not perform as described on this datasheet, we will offer a refund or replacement. For full details of the Abpromise, please visit <https://www.abcam.cn/abpromise> or contact our technical team.

## **Terms and conditions**

---

- Guarantee only valid for products bought direct from Abcam or one of our authorized distributors