

Human FOXO1A peptide ab27887

1 图像

描述

| | |
|-------|--------------|
| 产品名称 | 人FOXO1A多肽 |
| 纯度 | > 90 % HPLC. |
| 无动物成分 | No |
| 性质 | Synthetic |
| 种属 | Human |

技术指标

Our **Abpromise guarantee** covers the use of **ab27887** in the following tested applications.

The application notes include recommended starting dilutions; optimal dilutions/concentrations should be determined by the end user.

| | |
|------|---|
| 应用 | Blocking |
| 形式 | Liquid |
| 补充说明 | <ul style="list-style-type: none">- First try to dissolve a small amount of peptide in either water or buffer. The more charged residues on a peptide, the more soluble it is in aqueous solutions.- If the peptide doesn't dissolve try an organic solvent e.g. DMSO, then dilute using water or buffer.- Consider that any solvent used must be compatible with your assay. If a peptide does not dissolve and you need to recover it, lyophilise to remove the solvent.- Gentle warming and sonication can effectively aid peptide solubilisation. If the solution is cloudy or has gelled the peptide may be in suspension rather than solubilised.- Peptides containing cysteine are easily oxidised, so should be prepared in solution just prior to use. |

制备和贮存





| | |
|--------|--|
| 稳定性和存储 | Shipped at 4°C. Upon delivery aliquot and store at -20°C or -80°C. Avoid repeated freeze / thaw cycles. Information available upon request. |
|--------|--|

常规信息

| | |
|--------------|---|
| 功能 | Transcription factor which acts as a regulator of cell responses to oxidative stress. In the presence of KIRT1, mediates down-regulation of cyclin D1 and up-regulation of CDKN1B levels which are required for cell transition from proliferative growth to quiescence. |
| 组织特异性 | Ubiquitous. |
| 疾病相关 | Defects in FOXO1 are a cause of rhabdomyosarcoma type 2 (RMS2) [MIM:268220]. It is a form of rhabdomyosarcoma, a highly malignant tumor of striated muscle derived from primitive mesenchymal cells and exhibiting differentiation along rhabdomyoblastic lines. Rhabdomyosarcoma is one of the most frequently occurring soft tissue sarcomas and the most common in children. It occurs in four forms: alveolar, pleomorphic, embryonal and botryoidal rhabdomyosarcomas. Note=Chromosomal aberrations involving FOXO1 are found in rhabdomyosarcoma. Translocation (2;13)(q35;q14) with PAX3; translocation t(1;13)(p36;q14) with PAX7. The resulting protein is a transcriptional activator. |
| 序列相似性 | Contains 1 fork-head DNA-binding domain. |
| 翻译后修饰 | Phosphorylated by AKT1; insulin-induced (By similarity). IGF1 rapidly induces phosphorylation of Ser-256, Thr-24, and Ser-319. Phosphorylation of Ser-256 decreases DNA-binding activity and promotes the phosphorylation of Thr-24, and Ser-319, permitting phosphorylation of Ser-322 and Ser-325, probably by CK1, leading to nuclear exclusion and loss of function. Phosphorylation of Ser-329 is independent of IGF1 and leads to reduced function. Phosphorylated upon DNA damage, probably by ATM or ATR. |
| 细胞定位 | Cytoplasm. Nucleus. Shuttles between cytoplasm and nucleus. |

图片

Choose the best for your experiment from thousands of proteins and peptides

-  Reinforce the validity of your results with **protein controls**
-  Validate specific, reliable reagents with **blocking peptides**
-  Keep working on targets without specific antibodies with **fusion-tagged proteins**
-  Get consistent, reproducible results with premium **bioactive proteins**

Human FOXO1A peptide (ab27887)

Please note: All products are "FOR RESEARCH USE ONLY. NOT FOR USE IN DIAGNOSTIC PROCEDURES"

Our Abpromise to you: Quality guaranteed and expert technical support

- Replacement or refund for products not performing as stated on the datasheet
- Valid for 12 months from date of delivery
- Response to your inquiry within 24 hours

- We provide support in Chinese, English, French, German, Japanese and Spanish
- Extensive multi-media technical resources to help you
- We investigate all quality concerns to ensure our products perform to the highest standards

If the product does not perform as described on this datasheet, we will offer a refund or replacement. For full details of the Abpromise, please visit <https://www.abcam.cn/abpromise> or contact our technical team.

Terms and conditions

- Guarantee only valid for products bought direct from Abcam or one of our authorized distributors