

Human CYP1B1 peptide ab33585

1 图像

描述

产品名称	人CYP1B1多肽
纯度	> 90 % HPLC.
无动物成分	No
性质	Synthetic
种属	Human

技术指标

Our **Abpromise guarantee** covers the use of **ab33585** in the following tested applications.

The application notes include recommended starting dilutions; optimal dilutions/concentrations should be determined by the end user.

应用	Blocking
形式	Liquid
补充说明	<p>- First try to dissolve a small amount of peptide in either water or buffer. The more charged residues on a peptide, the more soluble it is in aqueous solutions.</p> <p>- If the peptide doesn't dissolve try an organic solvent e.g. DMSO, then dilute using water or buffer.</p> <p>- Consider that any solvent used must be compatible with your assay. If a peptide does not dissolve and you need to recover it, lyophilise to remove the solvent.</p> <p>- Gentle warming and sonication can effectively aid peptide solubilisation. If the solution is cloudy or has gelled the peptide may be in suspension rather than solubilised.</p> <p>- Peptides containing cysteine are easily oxidised, so should be prepared in solution just prior to use.</p>

制备和贮存





稳定性和存储	<p>Shipped at 4°C. Upon delivery aliquot and store at -20°C or -80°C. Avoid repeated freeze / thaw cycles.</p> <p>Information available upon request.</p>
--------	---

常规信息

功能	<p>Cytochromes P450 are a group of heme-thiolate monooxygenases. In liver microsomes, this enzyme is involved in an NADPH-dependent electron transport pathway. It oxidizes a variety of structurally unrelated compounds, including steroids, fatty acids, and xenobiotics.</p> <p>Participates in the metabolism of an as-yet-unknown biologically active molecule that is a participant in eye development.</p>
组织特异性	Expressed in many tissues.
疾病相关	<p>Defects in CYP1B1 are the cause of primary congenital glaucoma type 3A (GLC3A) [MIM:231300]. GLC3A is an autosomal recessive form of primary congenital glaucoma (PCG). PCG is characterized by marked increase of intraocular pressure at birth or early childhood, large ocular globes (buphthalmos) and corneal edema. It results from developmental defects of the trabecular meshwork and anterior chamber angle of the eye that prevent adequate drainage of aqueous humor.</p> <p>Defects in CYP1B1 are a cause of primary open angle glaucoma (POAG) [MIM:137760]. POAG is a complex and genetically heterogeneous ocular disorder characterized by a specific pattern of optic nerve and visual field defects. The angle of the anterior chamber of the eye is open, and usually the intraocular pressure is increased. The disease is asymptomatic until the late stages, by which time significant and irreversible optic nerve damage has already taken place. In some cases, POAG shows digenic inheritance involving mutations in CYP1B1 and MYOC genes.</p> <p>Defects in CYP1B1 are a cause of Peters anomaly (PAN) [MIM:604229]. Peters anomaly is a congenital defect of the anterior chamber of the eye.</p>
序列相似性	Belongs to the cytochrome P450 family.
细胞定位	Endoplasmic reticulum membrane. Microsome membrane.

图片

Choose the best for your experiment from thousands of proteins and peptides

-  Reinforce the validity of your results with **protein controls**
-  Validate specific, reliable reagents with **blocking peptides**
-  Keep working on targets without specific antibodies with **fusion-tagged proteins**
-  Get consistent, reproducible results with premium **bioactive proteins**

Human CYP1B1 peptide (ab33585)

Please note: All products are "FOR RESEARCH USE ONLY. NOT FOR USE IN DIAGNOSTIC PROCEDURES"

Our Abpromise to you: Quality guaranteed and expert technical support

- Replacement or refund for products not performing as stated on the datasheet
- Valid for 12 months from date of delivery

- Response to your inquiry within 24 hours
- We provide support in Chinese, English, French, German, Japanese and Spanish
- Extensive multi-media technical resources to help you
- We investigate all quality concerns to ensure our products perform to the highest standards

If the product does not perform as described on this datasheet, we will offer a refund or replacement. For full details of the Abpromise, please visit <https://www.abcam.cn/abpromise> or contact our technical team.

Terms and conditions

- Guarantee only valid for products bought direct from Abcam or one of our authorized distributors