

Anti-ZZEF1 antibody ab122194

5 图像

概述

产品名称	Anti-ZZEF1抗体
描述	兔多克隆抗体to ZZEF1
宿主	Rabbit
经测试应用	适用于: ICC, IHC-P
种属反应性	与反应: Human
免疫原	antigen sequence, corresponding to amino acids 2493-2568 (DYFFLEVQKR FDGDELTDE RIRSLAQRWQ PSKSLRLEEQ SAKAVD TDMI ILPCLSRPAR CDQATAESNP VTQKL I) of Human ZZEF1. Run BLAST with Expasy Run BLAST with NCBI
阳性对照	IHC-P: Human testis and small intestine tissues; ICC: Human A431 cells.
常规说明	<p>The Life Science industry has been in the grips of a reproducibility crisis for a number of years. Abcam is leading the way in addressing this with our range of recombinant monoclonal antibodies and knockout edited cell lines for gold-standard validation. Please check that this product meets your needs before purchasing.</p> <p>If you have any questions, special requirements or concerns, please send us an inquiry and/or contact our Support team ahead of purchase. Recommended alternatives for this product can be found below, along with publications, customer reviews and Q&As</p>

性能

形式	Liquid
存放说明	Shipped at 4°C. Upon delivery aliquot and store at -20°C. Avoid freeze / thaw cycles.
存储溶液	pH: 7.20 Preservative: 0.02% Sodium azide Constituents: 40% Glycerol, 59% PBS
纯度	Immunogen affinity purified
克隆	多克隆
同种型	IgG

应用

The Abpromise guarantee

Abpromise™承诺保证使用ab122194于以下的经测试应用

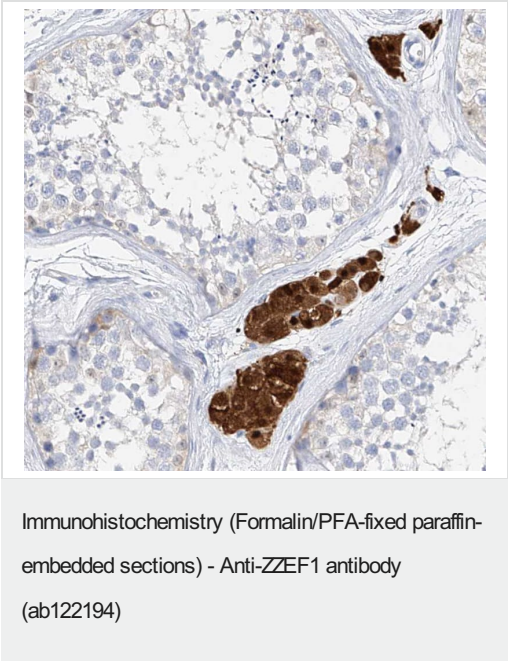
“应用说明”部分 下显示的仅为推荐的起始稀释度;实际最佳的稀释度/浓度应由使用者检定。

应用	Ab评论	说明
ICC		Use a concentration of 0.25 - 2 µg/ml.
IHC-P		1/200 - 1/500. Perform heat mediated antigen retrieval with citrate buffer pH 6 before commencing with IHC staining protocol.

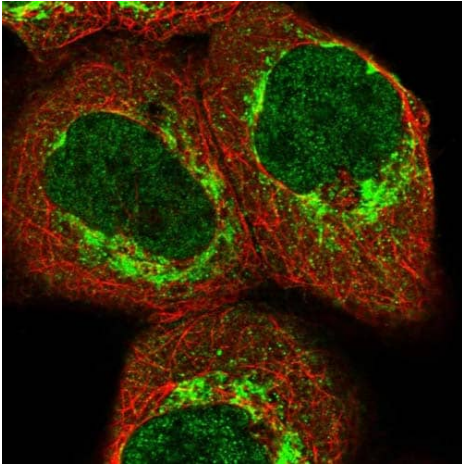
靶标

组织特异性	Expressed at low levels in cerebellum.
序列相似性	Contains 1 DOC domain. Contains 1 EF-hand domain. Contains 2 ZZ-type zinc fingers.

图片

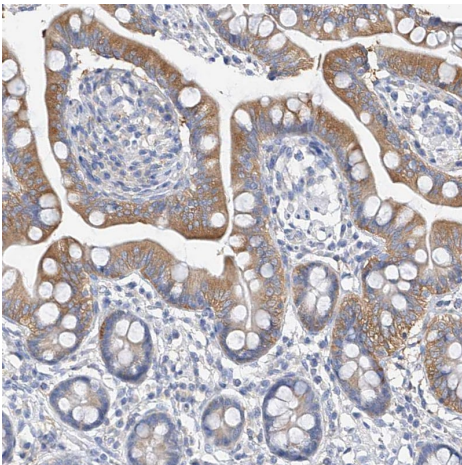


Immunohistochemistry (Formalin/PFA-fixed paraffin-embedded sections) analysis of human testis tissue labelling ZZEF1 with ab122194 at 1/200 dilution. Heat mediated antigen retrieval performed with citrate buffer pH 6 before commencing with IHC staining protocol.



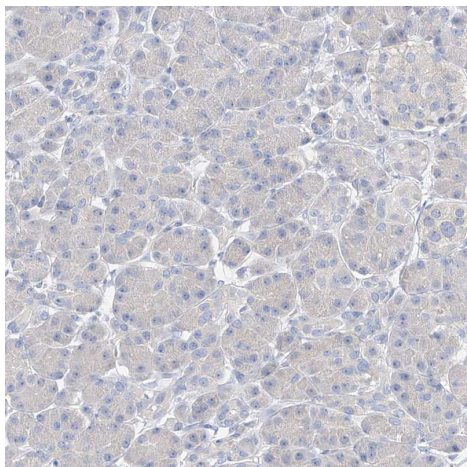
Immunofluorescent staining of Human cell line A-431 shows positivity in nucleus but not nucleoli and mitochondria. Cells treated with PFA/Triton X-100.

Immunocytochemistry - Anti-ZZEF1 antibody
(ab122194)



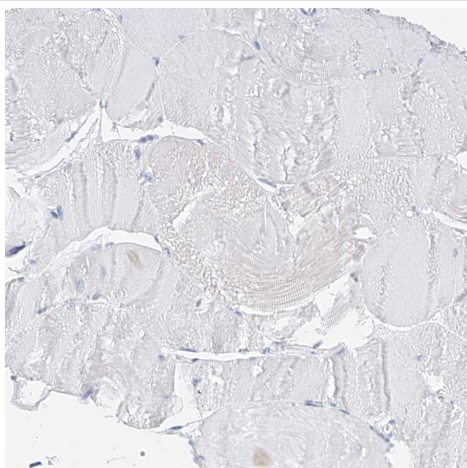
Immunohistochemistry (Formalin/PFA-fixed paraffin-embedded sections) analysis of human small intestine tissue labelling ZZEF1 with ab122194 at 1/200 dilution. Heat mediated antigen retrieval performed with citrate buffer pH 6 before commencing with IHC staining protocol.

Immunohistochemistry (Formalin/PFA-fixed paraffin-embedded sections) - Anti-ZZEF1 antibody
(ab122194)



Immunohistochemistry (Formalin/PFA-fixed paraffin-embedded sections) - Anti-ZZEF1 antibody (ab122194)

Immunohistochemistry (Formalin/PFA-fixed paraffin-embedded sections) analysis of human pancreas tissue labelling ZZEF1 with ab122194 at 1/200 dilution. Heat mediated antigen retrieval performed with citrate buffer pH 6 before commencing with IHC staining protocol.



Immunohistochemistry (Formalin/PFA-fixed paraffin-embedded sections) - Anti-ZZEF1 antibody (ab122194)

Immunohistochemistry (Formalin/PFA-fixed paraffin-embedded sections) analysis of human skeletal muscle tissue labelling ZZEF1 with ab122194 at 1/200 dilution. Heat mediated antigen retrieval performed with citrate buffer pH 6 before commencing with IHC staining protocol.

Please note: All products are "FOR RESEARCH USE ONLY. NOT FOR USE IN DIAGNOSTIC PROCEDURES"

Our Abpromise to you: Quality guaranteed and expert technical support

- Replacement or refund for products not performing as stated on the datasheet
- Valid for 12 months from date of delivery
- Response to your inquiry within 24 hours

- We provide support in Chinese, English, French, German, Japanese and Spanish
- Extensive multi-media technical resources to help you
- We investigate all quality concerns to ensure our products perform to the highest standards

If the product does not perform as described on this datasheet, we will offer a refund or replacement. For full details of the Abpromise, please visit <https://www.abcam.cn/abpromise> or contact our technical team.

Terms and conditions

- Guarantee only valid for products bought direct from Abcam or one of our authorized distributors