



### Anti-ZnT-4 antibody ab121561

#### 1 图像

#### 概述

产品名称	Anti-ZnT-4抗体
描述	兔多克隆抗体to ZnT-4
宿主	Rabbit
经测试应用	适用于: IHC-P
种属反应性	与反应: Human
免疫原	<p>Recombinant fragment corresponding to Human ZnT-4 aa 336-425 (internal sequence). Sequence:</p> <p>PSHLNVDYIKEALMKIEDVYSVEDLNIWSLTSGKSTAIVHIQ LIPGSSSK WEEVQSKANHLLLNFTFGMYRCTIQLQSYRQEVDRTCANCQ</p> <p> <a href="#">Run BLAST with</a>  <a href="#">Run BLAST with</a></p>
阳性对照	Human hippocampus tissue.
常规说明	<p>The Life Science industry has been in the grips of a reproducibility crisis for a number of years. Abcam is leading the way in addressing this with our range of recombinant monoclonal antibodies and knockout edited cell lines for gold-standard validation. Please check that this product meets your needs before purchasing.</p> <p>If you have any questions, special requirements or concerns, please send us an inquiry and/or contact our Support team ahead of purchase. Recommended alternatives for this product can be found below, along with publications, customer reviews and Q&amp;As</p>

#### 性能

形式	Liquid
存放说明	Shipped at 4°C. Upon delivery aliquot and store at -20°C. Avoid freeze / thaw cycles.
存储溶液	<p>pH: 7.20 Preservative: 0.02% Sodium azide Constituents: 59% PBS, 40% Glycerol (glycerin, glycerine)</p>
纯度	Immunogen affinity purified
克隆	多克隆
同种型	IgG

## 应用

### The Abpromise guarantee

**Abpromise™**承诺保证使用ab121561于以下的经测试应用

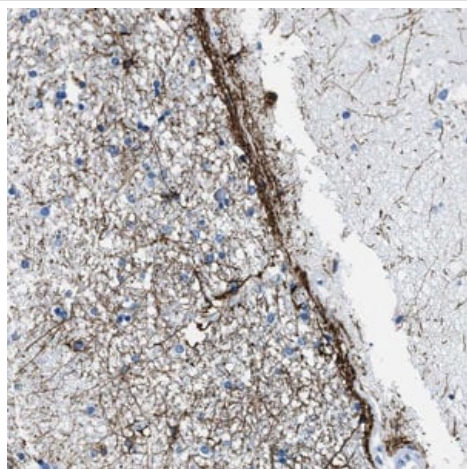
“应用说明”部分 下显示的仅为推荐的起始稀释度;实际最佳的稀释度/浓度应由使用者检定。

应用	Ab评论	说明
IHC-P		1/10 - 1/20. Perform heat mediated antigen retrieval with citrate buffer pH 6 before commencing with IHC staining protocol.

## 靶标

功能	Probably involved in zinc transport out of the cytoplasm, maybe by sequestration into an intracellular compartment.
序列相似性	Belongs to the cation diffusion facilitator (CDF) transporter (TC 2.A.4) family. SLC30A subfamily.
结构域	Contains a histidine-rich region which is a ligand for zinc and an aspartate-rich region which is a potential ligand for zinc.
细胞定位	Endosome membrane.

## 图片



ab121561 at 1/15 dilution staining ZnT-4 in paraffin-embedded Human hippocampus by Immunohistochemistry.

Immunohistochemistry (Formalin/PFA-fixed paraffin-embedded sections) - Anti-ZnT-4 antibody (ab121561)

**Please note:** All products are "FOR RESEARCH USE ONLY. NOT FOR USE IN DIAGNOSTIC PROCEDURES"

### Our Abpromise to you: Quality guaranteed and expert technical support

- Replacement or refund for products not performing as stated on the datasheet
- Valid for 12 months from date of delivery

- Response to your inquiry within 24 hours
- We provide support in Chinese, English, French, German, Japanese and Spanish
- Extensive multi-media technical resources to help you
- We investigate all quality concerns to ensure our products perform to the highest standards

If the product does not perform as described on this datasheet, we will offer a refund or replacement. For full details of the Abpromise, please visit <https://www.abcam.cn/abpromise> or contact our technical team.

#### **Terms and conditions**

---

- Guarantee only valid for products bought direct from Abcam or one of our authorized distributors