

Anti-ZHX2 antibody ab96083

1 References **3 图像**

概述

产品名称	Anti-ZHX2抗体
描述	兔多克隆抗体to ZHX2
宿主	Rabbit
经测试应用	适用于: WB, IHC-P, ICC/IF
种属反应性	与反应: Human
免疫原	Recombinant fragment, containing a sequence corresponding to a region within amino acids 533 and 796 of Human ZHX2 (NP_055758)
阳性对照	A431 cells (IF), H1299, HeLa, Molt-4, Raji cell lysate. HepG2 whole cell lysate. SAS Xenograft (IHC)
常规说明	<p>The Life Science industry has been in the grips of a reproducibility crisis for a number of years. Abcam is leading the way in addressing this with our range of recombinant monoclonal antibodies and knockout edited cell lines for gold-standard validation. Please check that this product meets your needs before purchasing.</p> <p>If you have any questions, special requirements or concerns, please send us an inquiry and/or contact our Support team ahead of purchase. Recommended alternatives for this product can be found below, along with publications, customer reviews and Q&As</p>

性能

形式	Liquid
存放说明	Shipped at 4°C. Upon delivery aliquot. Store at -20°C or -80°C. Avoid freeze / thaw cycle.
存储溶液	<p>pH: 7.00</p> <p>Preservative: 0.025% Proclin 300</p> <p>Constituents: 79% PBS, 20% Glycerol (glycerin, glycerine)</p>
纯度	Immunogen affinity purified
克隆	多克隆
同种型	IgG

应用

The Abpromise guarantee **Abpromise™**承诺保证使用ab96083于以下的经测试应用

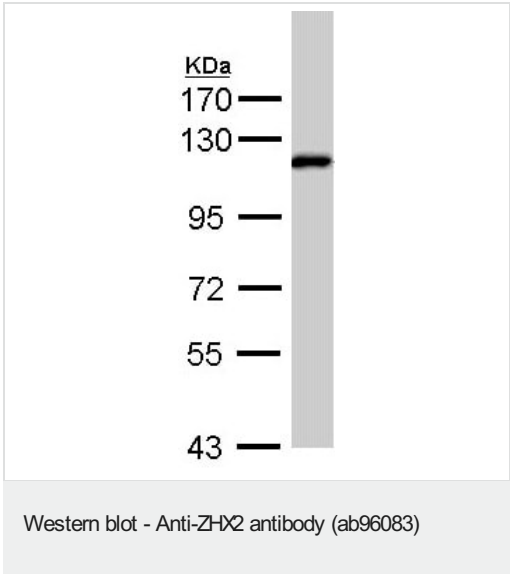
“应用说明”部分 下显示的仅为推荐的起始稀释度;实际最佳的稀释度/浓度应由使用者检定。

应用	Ab评论	说明
WB		1/500 - 1/3000. Predicted molecular weight: 92 kDa.
IHC-P		1/100 - 1/500.
ICC/IF		1/100 - 1/200.

靶标

功能	Acts as a transcriptional repressor.
组织特异性	Ubiquitously expressed.
序列相似性	Belongs to the ZHX family. Contains 2 C2H2-type zinc fingers. Contains 4 homeobox DNA-binding domains.
细胞定位	Nucleus.

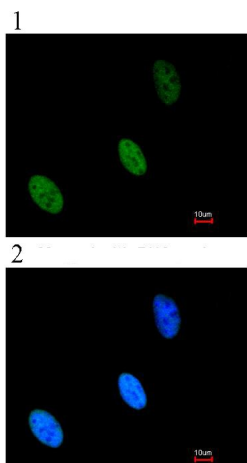
图片



Anti-ZHX2 antibody (ab96083) at 1/1000 dilution + HepG2 cell lysate at 30 µg

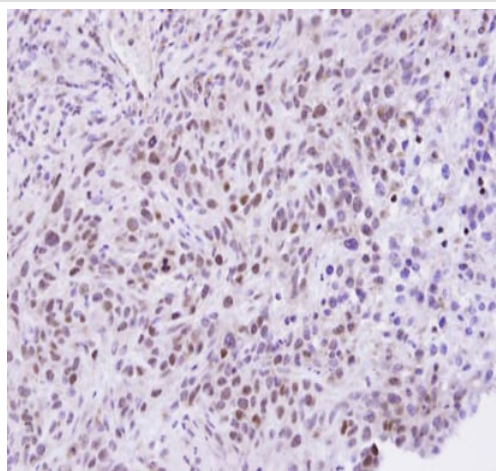
Predicted band size: 92 kDa

7.5% SDS PAGE



Immunofluorescence analysis of paraformaldehyde-fixed A431, using ab96083 at 1/200 dilution. (1) ab96083, (2) Merged with DNA probe

Immunocytochemistry/ Immunofluorescence - Anti-ZHX2 antibody (ab96083)



Immunohistochemical analysis of paraffin-embedded SAS Xenograft , using ab96083 at 1/100 dilution.

Immunohistochemistry (Formalin/PFA-fixed paraffin-embedded sections) - Anti-ZHX2 antibody (ab96083)

Please note: All products are "FOR RESEARCH USE ONLY. NOT FOR USE IN DIAGNOSTIC PROCEDURES"

Our Abpromise to you: Quality guaranteed and expert technical support

- Replacement or refund for products not performing as stated on the datasheet
- Valid for 12 months from date of delivery

- Response to your inquiry within 24 hours
- We provide support in Chinese, English, French, German, Japanese and Spanish
- Extensive multi-media technical resources to help you
- We investigate all quality concerns to ensure our products perform to the highest standards

If the product does not perform as described on this datasheet, we will offer a refund or replacement. For full details of the Abpromise, please visit <https://www.abcam.cn/abpromise> or contact our technical team.

Terms and conditions

- Guarantee only valid for products bought direct from Abcam or one of our authorized distributors