


Anti-ZEB1 antibody ab87280

★★★★☆ [5 Abreviews](#) [15 References](#) [2 图像](#)

概述

产品名称	Anti-ZEB1抗体
描述	兔多克隆抗体to ZEB1
宿主	Rabbit
经测试应用	适用于: IHC-P
种属反应性	与反应: Mouse, Human 预测可用于: Chimpanzee, Rhesus monkey, Gorilla, Orangutan 
免疫原	Synthetic peptide corresponding to Human ZEB1 aa 1074-1124. Database link: NP_110378.3
阳性对照	IHC-P: Human breast carcinoma and prostate carcinoma tissues and mouse teratoma tissue.
常规说明	Concentration is optimized for IHC and not determined The Life Science industry has been in the grips of a reproducibility crisis for a number of years. Abcam is leading the way in addressing this with our range of recombinant monoclonal antibodies and knockout edited cell lines for gold-standard validation. Please check that this product meets your needs before purchasing. If you have any questions, special requirements or concerns, please send us an inquiry and/or contact our Support team ahead of purchase. Recommended alternatives for this product can be found below, along with publications, customer reviews and Q&As

性能

形式	Liquid
存放说明	Shipped at 4°C. Upon delivery aliquot and store at -20°C. Avoid freeze / thaw cycles.
存储溶液	pH: 6.8 Preservative: 0.09% Sodium azide Constituents: 0.1% BSA, Tris buffered saline
纯度	Immunogen affinity purified
纯化说明	ab87280 was affinity purified using an epitope specific to ZEB1 immobilized on solid support.
克隆	多克隆
同种型	IgG

应用

The Abpromise guarantee **Abpromise™**承诺保证使用ab87280于以下的经测试应用

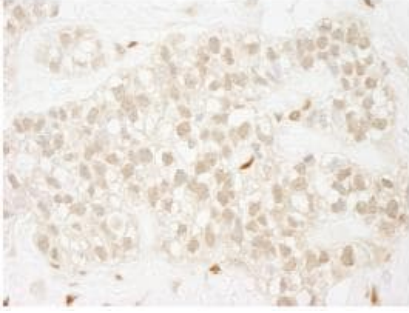
“应用说明”部分 下显示的仅为推荐的起始稀释度;实际最佳的稀释度/浓度应由使用者检定。

应用	Ab评论	说明
IHC-P	★★★★★ (4)	1/100 - 1/500.

靶标

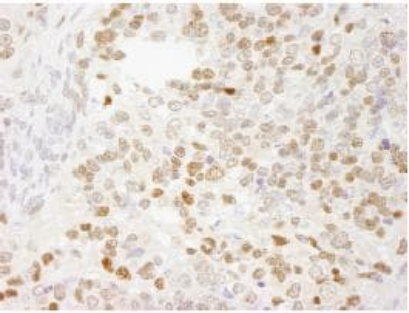
功能	Inhibits interleukin-2 (IL-2) gene expression. May be responsible for transcriptional repression of the IL-2 gene. Enhances or represses the promoter activity of the ATP1A1 gene depending on the quantity of cDNA and on the cell type. Represses E-cadherin promoter and induces an epithelial-mesenchymal transition (EMT) by recruiting SMARCA4/BRG1. Represses BCL6 transcription in the presence of the corepressor CTBP1. Promotes tumorigenicity by repressing stemness-inhibiting microRNAs.
组织特异性	Colocalizes with SMARCA4/BRG1 in E-cadherin-negative cells from established lines, and stroma of normal colon as well as in de-differentiated epithelial cells at the invasion front of colorectal carcinomas (at protein level). Expressed in heart and skeletal muscle, but not in liver, spleen, or pancreas.
疾病相关	<p>Defects in ZEB1 are the cause of posterior polymorphous corneal dystrophy type 3 (PPCD3) [MIM:609141]. PPCD is a rare disease involving metaplasia and overgrowth of corneal endothelial cells. In patients with PPCD, these cells manifest in an epithelial morphology and gene expression pattern, produce an aberrant basement membrane, and, sometimes, spread over the iris and nearby structures in a way that increases the risk for glaucoma.</p> <p>Defects in ZEB1 are the cause of corneal dystrophy Fuchs endothelial type 6 (FECD6) [MIM:613270]. It is an ocular disorder caused by loss of endothelium of the central cornea. It is characterized by focal wart-like guttata that arise from Descemet membrane and develop in the central cornea, epithelial blisters, reduced vision and pain. Descemet membrane is thickened by abnormal collagenous deposition.</p>
序列相似性	<p>Belongs to the delta-EF1/ZFH-1 C2H2-type zinc-finger family.</p> <p>Contains 7 C2H2-type zinc fingers.</p> <p>Contains 1 homeobox DNA-binding domain.</p>
细胞定位	Nucleus.

图片



Immunohistochemistry (Formalin/PFA-fixed paraffin-embedded sections) - Anti-ZEB1 antibody (ab87280)

ab87280, at 1/250 dilution, staining ZEB1 in formalin fixed, paraffin embedded Human breast carcinoma tissue by Immunohistochemistry. Detection: DAB staining.



Immunohistochemistry (Formalin/PFA-fixed paraffin-embedded sections) - Anti-ZEB1 antibody (ab87280)

ab87280, at 1/250 dilution, staining ZEB1 in formalin fixed, paraffin embedded mouse teratoma tissue by Immunohistochemistry. Detection: DAB staining.

Please note: All products are "FOR RESEARCH USE ONLY. NOT FOR USE IN DIAGNOSTIC PROCEDURES"

Our Abpromise to you: Quality guaranteed and expert technical support

- Replacement or refund for products not performing as stated on the datasheet
- Valid for 12 months from date of delivery
- Response to your inquiry within 24 hours
- We provide support in Chinese, English, French, German, Japanese and Spanish
- Extensive multi-media technical resources to help you
- We investigate all quality concerns to ensure our products perform to the highest standards

If the product does not perform as described on this datasheet, we will offer a refund or replacement. For full details of the Abpromise, please visit <https://www.abcam.cn/abpromise> or contact our technical team.

Terms and conditions

- Guarantee only valid for products bought direct from Abcam or one of our authorized distributors