

### Anti-ZC3H18 antibody ab122673

★★★★★ [2 Abreviews](#) [5 图像](#)

#### 概述

产品名称	Anti-ZC3H18抗体
描述	兔多克隆抗体to ZC3H18
宿主	Rabbit
经测试应用	适用于: IHC-P, ICC/IF
种属反应性	与反应: Human
免疫原	antigen sequence: SRDRKSGGRL GSPKPERQRG QNSKAPAAPA DRKRQLSPQS KSSSKVTSVP GKASDPGAAS TKSGKASTLS RREELLKQLK AVEDIAARKR, corresponding to amino acids 857-946 of Human ZC3H18. <a href="#">Run BLAST with ExPASy</a> <a href="#">Run BLAST with NCBI</a>
阳性对照	ICC: U-2 OS cells. IHC-P: Human colon, cerebral cortex, lymph node and testis tissues.
常规说明	<p>The Life Science industry has been in the grips of a reproducibility crisis for a number of years. Abcam is leading the way in addressing this with our range of recombinant monoclonal antibodies and knockout edited cell lines for gold-standard validation. Please check that this product meets your needs before purchasing.</p> <p>If you have any questions, special requirements or concerns, please send us an inquiry and/or contact our Support team ahead of purchase. Recommended alternatives for this product can be found below, along with publications, customer reviews and Q&amp;As</p>

#### 性能

形式	Liquid
存放说明	Shipped at 4°C. Upon delivery aliquot and store at -20°C. Avoid freeze / thaw cycles.
存储溶液	pH: 7.20 Preservative: 0.02% Sodium azide Constituents: 40% Glycerol (glycerin, glycerine), 59% PBS
纯度	Immunogen affinity purified
克隆	多克隆
同种型	IgG

#### 应用

The Abpromise guarantee **Abpromise™**承诺保证使用ab122673于以下的经测试应用

“应用说明”部分 下显示的仅为推荐的起始稀释度;实际最佳的稀释度/浓度应由使用者检定。

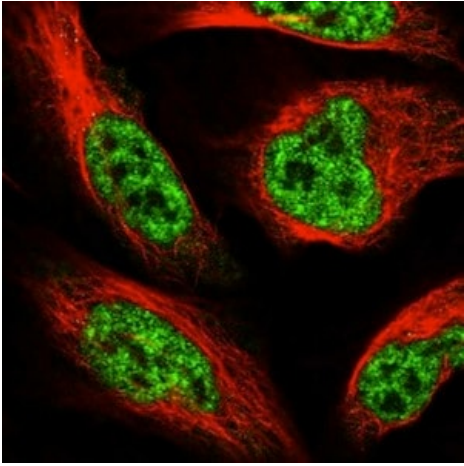
应用	Ab评论	说明
IHC-P		1/200 - 1/500. Perform heat mediated antigen retrieval with citrate buffer pH 6 before commencing with IHC staining protocol.
ICC/IF		Use a concentration of 0.25 - 2 µg/ml.

靶标

序列相似性 Contains 1 C3H1-type zinc finger.

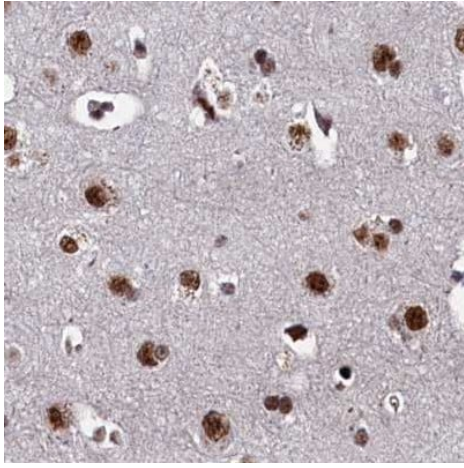
细胞定位 Nucleus.

图片

Immunofluorescence image showing green nuclear staining of U2 OS cells. The cells are stained with the anti-ZC3H18 antibody (ab122673) at 4 µg/ml, resulting in bright green fluorescence within the nuclei. The surrounding cytoplasm and extracellular matrix are dark, with some red staining visible in the background.

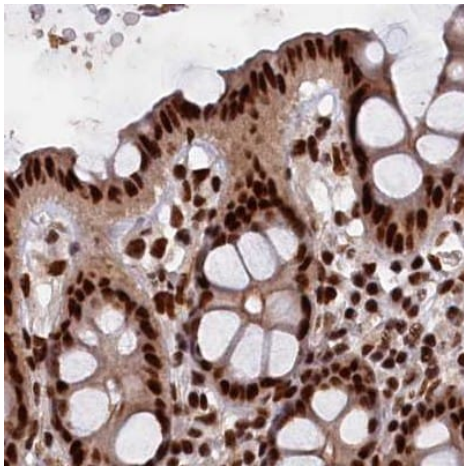
Immunocytochemistry/ Immunofluorescence - Anti-ZC3H18 antibody (ab122673)

ab122673, at 4 µg/ml staining ZC3H18 in PFA/Triton X-100 fixed/permeabilized U 2 OS cells by Immunofluorescence (green).



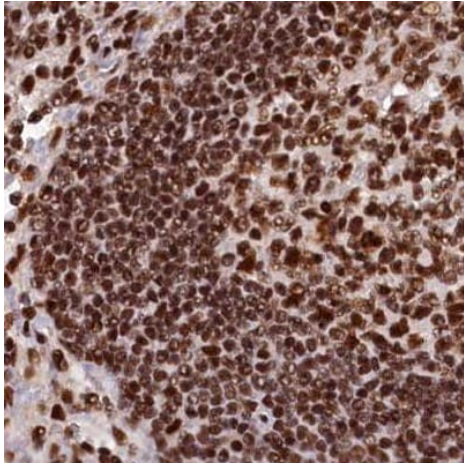
Immunohistochemical analysis of formalin-fixed, paraffin-embedded human cerebral cortex tissue labeling ZC3H18 with ab122673 at 1/500.

Immunohistochemistry (Formalin/PFA-fixed paraffin-embedded sections) - Anti-ZC3H18 antibody (ab122673)



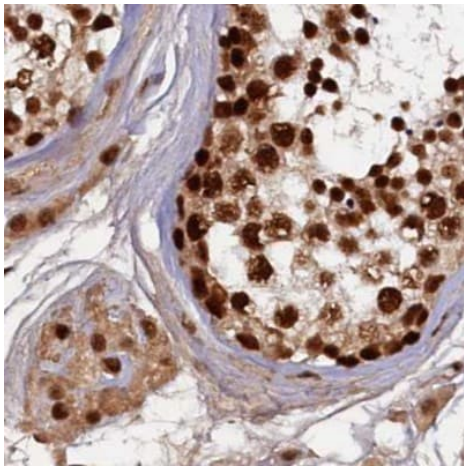
Immunohistochemical analysis of formalin-fixed, paraffin-embedded human colon tissue labeling ZC3H18 with ab122673 at 1/500.

Immunohistochemistry (Formalin/PFA-fixed paraffin-embedded sections) - Anti-ZC3H18 antibody (ab122673)



Immunohistochemical analysis of formalin-fixed, paraffin-embedded human lymph node tissue labeling ZC3H18 with ab122673 at 1/500.

Immunohistochemistry (Formalin/PFA-fixed paraffin-embedded sections) - Anti-ZC3H18 antibody (ab122673)



Immunohistochemical analysis of formalin-fixed, paraffin-embedded human testis tissue labeling ZC3H18 with ab122673 at 1/500.

Immunohistochemistry (Formalin/PFA-fixed paraffin-embedded sections) - Anti-ZC3H18 antibody (ab122673)

**Please note:** All products are "FOR RESEARCH USE ONLY. NOT FOR USE IN DIAGNOSTIC PROCEDURES"

### Our Abpromise to you: Quality guaranteed and expert technical support

- Replacement or refund for products not performing as stated on the datasheet
- Valid for 12 months from date of delivery
- Response to your inquiry within 24 hours
- We provide support in Chinese, English, French, German, Japanese and Spanish
- Extensive multi-media technical resources to help you
- We investigate all quality concerns to ensure our products perform to the highest standards

If the product does not perform as described on this datasheet, we will offer a refund or replacement. For full details of the Abpromise,

please visit <https://www.abcam.cn/abpromise> or contact our technical team.

## Terms and conditions

---

- Guarantee only valid for products bought direct from Abcam or one of our authorized distributors