

Anti-XRN2 antibody ab74408

4 图像

概述

产品名称	Anti-XRN2抗体
描述	兔多克隆抗体to XRN2
宿主	Rabbit
经测试应用	适用于: IHC-P, ICC/IF
种属反应性	与反应: Mouse, Human 预测可用于: Chimpanzee, Rhesus monkey, Orangutan, Bat, Elephant 
免疫原	Synthetic peptide corresponding to Human XRN2. Synthetic peptide corresponding to a region between residues 900 and 950 human XRN2 (NP_036387.2). Database link: Q9H0D6
阳性对照	Human tissues: Breast Carcinoma, Colon Carcinoma, Linitis Plastica Stomach Cancer, Non Small Cell Lung Cancer, Ovarian Carcinoma, Pancreatic Islet Cell Tumor, Prostate Carcinoma, Skin Basal Cell Carcinoma, Small Cell Lung Cancer, Stomach Adenocarcinoma, Testicular Seminoma. Mouse tissues: Colon Carcinoma CT26, Teratoma.
常规说明	<p>The Life Science industry has been in the grips of a reproducibility crisis for a number of years. Abcam is leading the way in addressing this with our range of recombinant monoclonal antibodies and knockout edited cell lines for gold-standard validation. Please check that this product meets your needs before purchasing.</p> <p>If you have any questions, special requirements or concerns, please send us an inquiry and/or contact our Support team ahead of purchase. Recommended alternatives for this product can be found below, along with publications, customer reviews and Q&As</p>

性能

形式	Liquid
存放说明	Shipped at 4°C. Upon delivery aliquot and store at -20°C. Avoid freeze / thaw cycles.
存储溶液	pH: 6.8 Preservative: 0.09% Sodium azide Constituents: 0.1% BSA, Tris buffered saline
纯度	Immunogen affinity purified
纯化说明	ab74408 was affinity purified using an epitope specific to XRN2 immobilized on solid support.
克隆	多克隆

同种型

IgG

应用

The Abpromise guarantee **Abpromise™**承诺保证使用ab74408于以下的经测试应用

“应用说明”部分 下显示的仅为推荐的起始稀释度;实际最佳的稀释度/浓度应由使用者检定。

应用	Ab评论	说明
IHC-P		1/100 - 1/500.
ICC/IF		1/100.

靶标

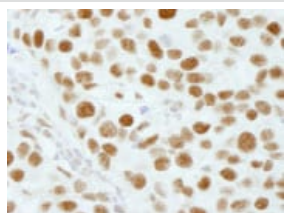
相关性

XRN2 possesses 5'→3' exoribonuclease activity. XRN2 shares similarity with the mouse Dhml and the yeast dhp1 gene. The function of the human gene has not yet been determined, however, it may promote the termination of transcription by RNA polymerase II. During transcription termination, cleavage at the polyadenylation site liberates a 5' fragment which is subsequently processed to form the mature mRNA and a 3' fragment which remains attached to the elongating polymerase. The processive degradation of this 3' fragment by this protein may promote termination of transcription.

细胞定位

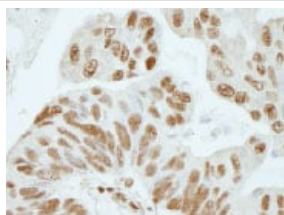
Nucleus, nucleolus.

图片



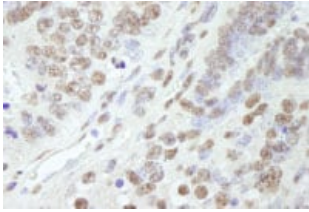
Immunohistochemistry (Formalin/PFA-fixed paraffin-embedded sections) - Anti-XRN2 antibody (ab74408)

ab74408, at 1/250 dilution, staining XRN2 in formalin fixed, paraffin embedded human breast carcinoma tissue by Immunohistochemistry. Detection: DAB staining.



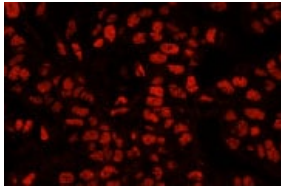
Immunohistochemistry (Formalin/PFA-fixed paraffin-embedded sections) - Anti-XRN2 antibody (ab74408)

ab74408, at 1/250 dilution, staining XRN2 in formalin fixed, paraffin embedded human ovarian carcinoma tissue by Immunohistochemistry. Detection: DAB staining.



Immunohistochemistry (Formalin/PFA-fixed paraffin-embedded sections) - Anti-XRN2 antibody (ab74408)

ab74408, at 1/250 dilution, staining XRN2 in formalin fixed, paraffin embedded mouse teratoma tissue by Immunohistochemistry. Detection: DAB staining.



Immunocytochemistry/ Immunofluorescence - Anti-XRN2 antibody (ab74408)

ab74408, at 1/100 dilution, staining XRN2 in human breast carcinoma tissue by Immunofluorescence. Detection: Red fluorescent Alexa Fluor 555 goat anti rabbit IgG at 1/500.

Please note: All products are "FOR RESEARCH USE ONLY. NOT FOR USE IN DIAGNOSTIC PROCEDURES"

Our Abpromise to you: Quality guaranteed and expert technical support

- Replacement or refund for products not performing as stated on the datasheet
- Valid for 12 months from date of delivery
- Response to your inquiry within 24 hours
- We provide support in Chinese, English, French, German, Japanese and Spanish
- Extensive multi-media technical resources to help you
- We investigate all quality concerns to ensure our products perform to the highest standards

If the product does not perform as described on this datasheet, we will offer a refund or replacement. For full details of the Abpromise, please visit <https://www.abcam.cn/abpromise> or contact our technical team.

Terms and conditions

- Guarantee only valid for products bought direct from Abcam or one of our authorized distributors