

Anti-XRCC1 (phospho S518 + T519 + T523) antibody ab84417

[1 References](#) [3 图像](#)

概述

产品名称	Anti-XRCC1 (phospho S518 + T519 + T523)抗体
描述	兔多克隆抗体to XRCC1 (phospho S518 + T519 + T523)
宿主	Rabbit
经测试应用	适用于: IHC-P
种属反应性	与反应: Mouse, Human 预测可用于: Chimpanzee, Gorilla 
免疫原	Synthetic peptide corresponding to Human XRCC1 (phospho S518 + T519 + T523).
阳性对照	IHC: Human breast carcinoma, Mouse squamous cell carcinoma.
常规说明	<p>The Life Science industry has been in the grips of a reproducibility crisis for a number of years. Abcam is leading the way in addressing this with our range of recombinant monoclonal antibodies and knockout edited cell lines for gold-standard validation. Please check that this product meets your needs before purchasing.</p> <p>If you have any questions, special requirements or concerns, please send us an inquiry and/or contact our Support team ahead of purchase. Recommended alternatives for this product can be found below, along with publications, customer reviews and Q&As</p>

性能

形式	Liquid
存放说明	Shipped at 4°C. Upon delivery aliquot and store at -20°C. Avoid freeze / thaw cycles.
存储溶液	pH: 6.8 Preservative: 0.09% Sodium azide Constituents: 0.1% BSA, Tris buffered saline
纯度	Immunogen affinity purified
克隆	多克隆
同种型	IgG

应用

The Abpromise guarantee

Abpromise™ 承诺保证使用ab84417于以下的经测试应用

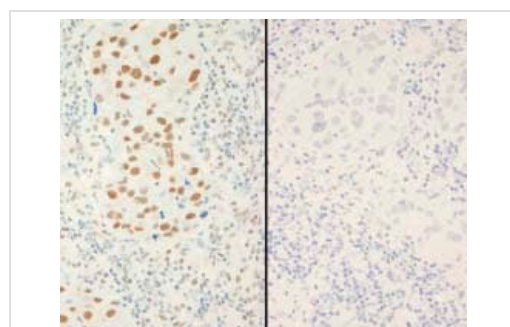
“应用说明”部分 下显示的仅为推荐的起始稀释度;实际最佳的稀释度/浓度应由使用者检定。

应用	Ab评论	说明
IHC-P		1/100 - 1/500. Perform heat mediated antigen retrieval with citrate buffer pH 6 before commencing with IHC staining protocol.

靶标

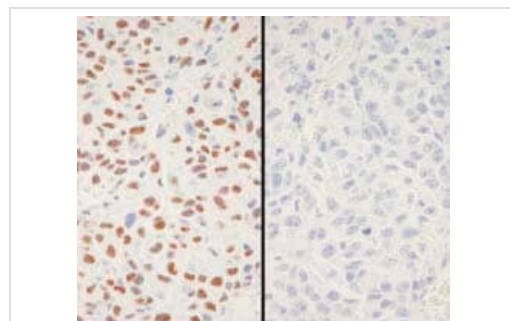
功能	Corrects defective DNA strand-break repair and sister chromatid exchange following treatment with ionizing radiation and alkylating agents.
序列相似性	Contains 2 BRCT domains.
翻译后修饰	Phosphorylation of Ser-371 causes dimer dissociation. Phosphorylation by CK2 promotes interaction with APTX and APLF. Sumoylated.
细胞定位	Nucleus. Accumulates at sites of DNA damage.

图片



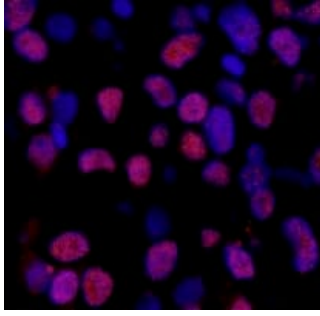
Immunohistochemistry (Formalin/PFA-fixed paraffin-embedded sections) - Anti-XRCC1 (phospho S518 + T519 + T523) antibody (ab84417)

Detection of Human XRCC1 (phospho S518 + T519 + T523) by Immunohistochemistry.
Samples: FFPE serial sections of Human breast adenocarcinoma. Mock phosphatase treated section (left) or calf intestinal phosphatase-treated section (right) immunostained for XRCC1 (phospho S518 + T519 + T523).
Antibody: ab84417 used at a dilution of 1/250.
Detection: DAB staining.



Immunohistochemistry (Formalin/PFA-fixed paraffin-embedded sections) - Anti-XRCC1 (phospho S518 + T519 + T523) antibody (ab84417)

Detection of Mouse XRCC1 (phospho S518 + T519 + T523) by Immunohistochemistry.
Samples: FFPE serial sections of Mouse squamous cell carcinoma. Mock phosphatase treated section (left) or calf intestinal phosphatase-treated section (right) immunostained for XRCC1 (phospho S518 + T519 + T523).
Antibody: ab84417 used at a dilution of 1/250. Detection: DAB staining.



Detection of Human XRCC1 (phospho S518 + T519 + T523) by Immunofluorescence.

Sample: FFPE section of Human breast carcinoma.

Antibody: ab84417 used at a dilution of 1/100.

Detection: Red-fluorescent Alexa Fluor 555 goat anti-rabbit IgG used at a dilution of 1/500.

Immunohistochemistry (Formalin/PFA-fixed paraffin-embedded sections) - Anti-XRCC1 (phospho S518 + T519 + T523) antibody (ab84417)

Please note: All products are "FOR RESEARCH USE ONLY. NOT FOR USE IN DIAGNOSTIC PROCEDURES"

Our Abpromise to you: Quality guaranteed and expert technical support

- Replacement or refund for products not performing as stated on the datasheet
- Valid for 12 months from date of delivery
- Response to your inquiry within 24 hours
- We provide support in Chinese, English, French, German, Japanese and Spanish
- Extensive multi-media technical resources to help you
- We investigate all quality concerns to ensure our products perform to the highest standards

If the product does not perform as described on this datasheet, we will offer a refund or replacement. For full details of the Abpromise, please visit <https://www.abcam.cn/abpromise> or contact our technical team.

Terms and conditions

- Guarantee only valid for products bought direct from Abcam or one of our authorized distributors