

Anti-WDFY4 antibody ab122661

5 图像

概述

产品名称	Anti-WDFY4抗体
描述	兔多克隆抗体to WDFY4
宿主	Rabbit
经测试应用	适用于: IHC-P, ICC/IF
种属反应性	与反应: Human
免疫原	antigen sequence: VMDNLKSQSP LPEQSPCLLP GFRVLNDFLA HHVHIPEVYL IVSTFFLQTP LTELMDGPKD SLDAMLQWLL QRHHQEEVLQ AGLCTEGALL LLEM, corresponding to amino acids 1680-1773 of Human WDFY4. Run BLAST with Expasy Run BLAST with NCBI
阳性对照	ICC/IF: Human cell line HUVEC TERT2 IHC-P: Human lymph node, skin, pancreas, and small intestine tissues.

常规说明

ab122661 is mono-specific.

The Life Science industry has been in the grips of a reproducibility crisis for a number of years. Abcam is leading the way in addressing this with our range of recombinant monoclonal antibodies and knockout edited cell lines for gold-standard validation. Please check that this product meets your needs before purchasing.

If you have any questions, special requirements or concerns, please send us an inquiry and/or contact our Support team ahead of purchase. Recommended alternatives for this product can be found below, along with publications, customer reviews and Q&As

性能

形式	Liquid
存放说明	Shipped at 4°C. Upon delivery aliquot and store at -20°C. Avoid freeze / thaw cycles.
存储溶液	pH: 7.20 Preservative: 0.02% Sodium azide Constituents: 59% PBS, 40% Glycerol (glycerin, glycerine)
纯度	Immunogen affinity purified
Primary antibody说明	ab122661 is mono-specific.

克隆 多克隆
同种型 IgG

应用

The Abpromise guarantee **Abpromise™**承诺保证使用ab122661于以下的经测试应用

“应用说明”部分 下显示的仅为推荐的起始稀释度;实际最佳的稀释度/浓度应由使用者检定。

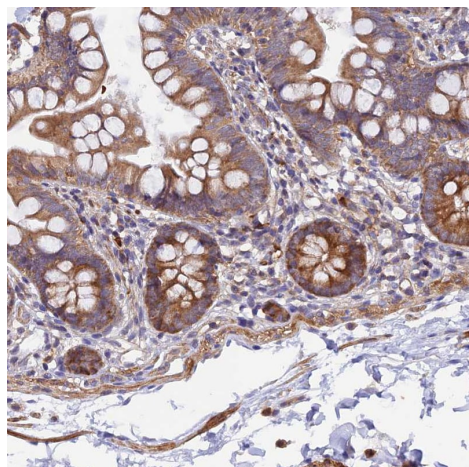
应用	Ab评论	说明
IHC-P		1/50 - 1/200. Perform heat mediated antigen retrieval with citrate buffer pH 6 before commencing with IHC staining protocol.
ICC/IF		Use a concentration of 0.25 - 2 µg/ml.

靶标

序列相似性 Contains 1 BEACH domain.
Contains 5 WD repeats.

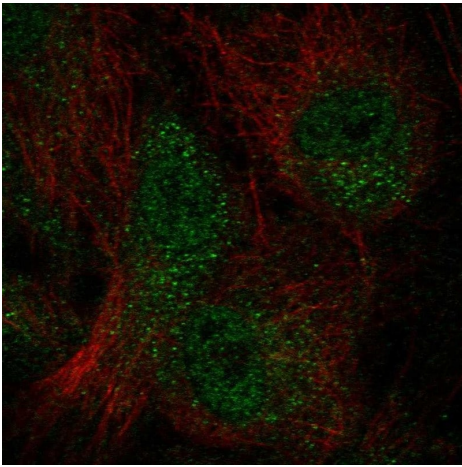
细胞定位 Membrane.

图片



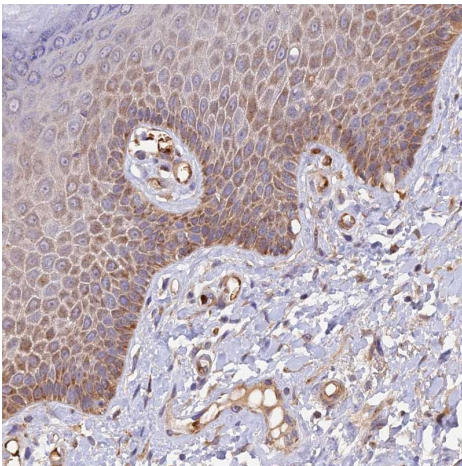
Immunohistochemistry (Formalin/PFA-fixed paraffin-embedded sections) analysis of human small intestine tissue labelling WDFY4 with ab122661 at 1/50 dilution. Heat mediated antigen retrieval performed with citrate buffer pH 6 before commencing with IHC staining protocol.

Immunohistochemistry (Formalin/PFA-fixed paraffin-embedded sections) - Anti-WDFY4 antibody (ab122661)



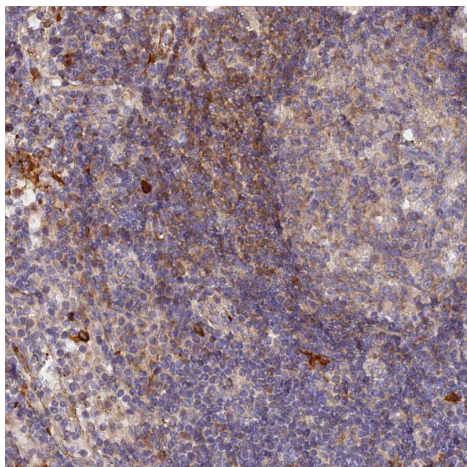
Immunocytochemistry/immunofluorescence analysis of human cell line HUVEC TERT2 labelling WDFY4 with ab122661 at 2 µg/mL.

Immunocytochemistry/ Immunofluorescence - Anti-WDFY4 antibody (ab122661)



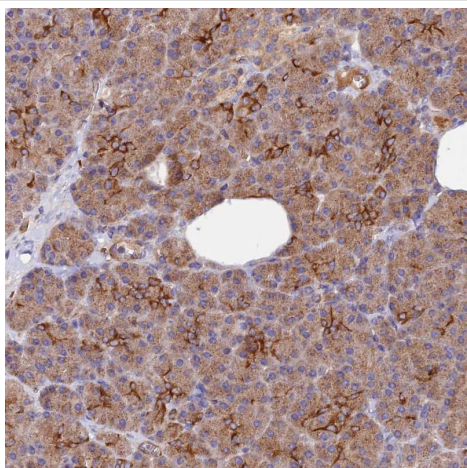
Immunohistochemistry (Formalin/PFA-fixed paraffin-embedded sections) analysis of human skin tissue labelling WDFY4 with ab122661 at 1/50 dilution. Heat mediated antigen retrieval performed with citrate buffer pH 6 before commencing with IHC staining protocol.

Immunohistochemistry (Formalin/PFA-fixed paraffin-embedded sections) - Anti-WDFY4 antibody (ab122661)



Immunohistochemistry (Formalin/PFA-fixed paraffin-embedded sections) analysis of human lymph node tissue labelling WDFY4 with ab122661 at 1/50 dilution. Heat mediated antigen retrieval performed with citrate buffer pH 6 before commencing with IHC staining protocol.

Immunohistochemistry (Formalin/PFA-fixed paraffin-embedded sections) - Anti-WDFY4 antibody (ab122661)



Immunohistochemistry (Formalin/PFA-fixed paraffin-embedded sections) analysis of human pancreas tissue labelling WDFY4 with ab122661 at 1/50 dilution. Heat mediated antigen retrieval performed with citrate buffer pH 6 before commencing with IHC staining protocol.

Immunohistochemistry (Formalin/PFA-fixed paraffin-embedded sections) - Anti-WDFY4 antibody (ab122661)

Please note: All products are "FOR RESEARCH USE ONLY. NOT FOR USE IN DIAGNOSTIC PROCEDURES"

Our Abpromise to you: Quality guaranteed and expert technical support

- Replacement or refund for products not performing as stated on the datasheet
- Valid for 12 months from date of delivery
- Response to your inquiry within 24 hours

- We provide support in Chinese, English, French, German, Japanese and Spanish
- Extensive multi-media technical resources to help you
- We investigate all quality concerns to ensure our products perform to the highest standards

If the product does not perform as described on this datasheet, we will offer a refund or replacement. For full details of the Abpromise, please visit <https://www.abcam.cn/abpromise> or contact our technical team.

Terms and conditions

- Guarantee only valid for products bought direct from Abcam or one of our authorized distributors