


### Anti-WAPL/FOE antibody ab70741

★★★★★ [1 Abreviews](#) [7 References](#) [2 图像](#)

#### 概述

产品名称	Anti-WAPL/FOE抗体
描述	兔多克隆抗体to WAPL/FOE
宿主	Rabbit
经测试应用	适用于: WB
种属反应性	与反应: Human 预测可用于: Mouse, Rat, Rabbit, Horse, Chicken, Guinea pig, Cow, Dog, Turkey, Pig, Rhesus monkey, Gorilla, Platypus 
免疫原	Synthetic peptide corresponding to Human WAPL/FOE aa 1125-1175. Database link: <a href="#">Q7Z5K2</a>
阳性对照	HeLa nuclear extract.
常规说明	<p>The Life Science industry has been in the grips of a reproducibility crisis for a number of years. Abcam is leading the way in addressing this with our range of recombinant monoclonal antibodies and knockout edited cell lines for gold-standard validation. Please check that this product meets your needs before purchasing.</p> <p>If you have any questions, special requirements or concerns, please send us an inquiry and/or contact our Support team ahead of purchase. Recommended alternatives for this product can be found below, along with publications, customer reviews and Q&amp;As</p>

#### 性能

形式	Liquid
存放说明	Shipped at 4°C. Upon delivery aliquot and store at -20°C. Avoid freeze / thaw cycles.
存储溶液	pH: 7 Preservative: 0.09% Sodium azide Constituents: 1.815% Tris, 1.764% Sodium citrate, 0.021% PBS
纯度	Immunogen affinity purified
克隆	多克隆
同种型	IgG

#### 应用

## The Abpromise guarantee

**Abpromise™** 承诺保证使用 ab70741 于以下的经测试应用

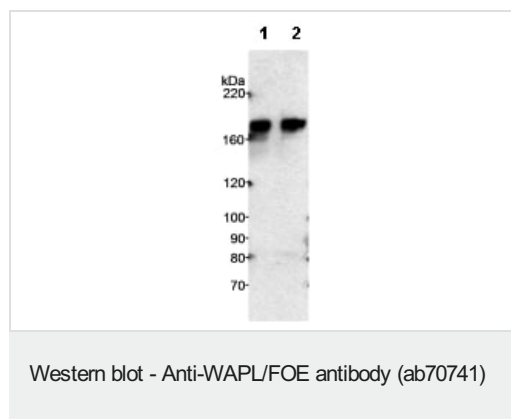
“应用说明”部分 下显示的仅为推荐的起始稀释度; 实际最佳的稀释度/浓度应由使用者检定。

应用	Ab 评论	说明
WB	★★★★★ (1)	1/2500 - 1/10000. Detects a band of approximately 175 kDa (predicted molecular weight: 133 kDa).

## 靶标

功能	Regulator of sister chromatid cohesion in mitosis which negatively regulates cohesin association with chromatin. Involved in both sister chromatid cohesion during interphase and sister-chromatid resolution during early stages of mitosis. Couples DNA replication to sister chromatid cohesion. Cohesion ensures that chromosome partitioning is accurate in both meiotic and mitotic cells and plays an important role in DNA repair.
组织特异性	Isoform 1 is highly expressed in uterine cervix tumor. Isoform 2 is widely expressed with a high level in skeletal muscle and heart.
序列相似性	Contains 1 WAPL domain.
细胞定位	Nucleus and Nucleus. Chromosome. Cytoplasm. Associates with chromatin through the cohesin complex during interphase. Released in the cytoplasm from nuclear envelope breakdown until anaphase, it reaccumulates in nucleus at telophase.

## 图片



**All lanes :** Anti-WAPL/FOE antibody (ab70741) at 0.2 µg/ml

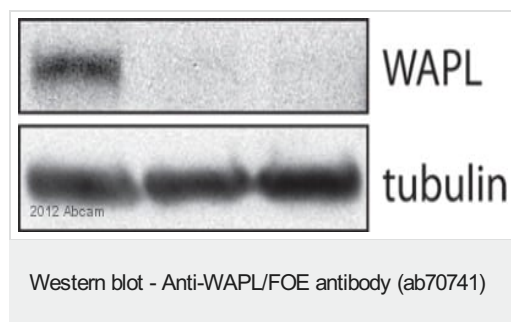
**Lane 1 :** HeLa nuclear extract at 5 µg

**Lane 2 :** HeLa nuclear extract at 20 µg

**Predicted band size:** 133 kDa

**Observed band size:** 175 kDa

**Exposure time:** 20 minutes



**All lanes :** Anti-WAPL/FOE antibody (ab70741) at 1/2000 dilution

**Lane 1 :** Human U2OS cells

**Lane 2 :** Human U2OS cells treated with siRNA #1 against WAPL/FOE

**Lane 3 :** Human U2OS cells treated with siRNA #2 against WAPL/FOE

Lysates/proteins at 90 µg per lane.

**Secondary**

**All lanes** : Immunopure Pierce anti-rabbit HRP conjugated at 1/10000 dilution

Developed using the ECL technique.

Performed under reducing conditions.

**Predicted band size:** 133 kDa

**Observed band size:** 150 kDa

**Please note:** All products are "FOR RESEARCH USE ONLY. NOT FOR USE IN DIAGNOSTIC PROCEDURES"

**Our Abpromise to you: Quality guaranteed and expert technical support**

---

- Replacement or refund for products not performing as stated on the datasheet
- Valid for 12 months from date of delivery
- Response to your inquiry within 24 hours
- We provide support in Chinese, English, French, German, Japanese and Spanish
- Extensive multi-media technical resources to help you
- We investigate all quality concerns to ensure our products perform to the highest standards

If the product does not perform as described on this datasheet, we will offer a refund or replacement. For full details of the Abpromise, please visit <https://www.abcam.cn/abpromise> or contact our technical team.

**Terms and conditions**

---

- Guarantee only valid for products bought direct from Abcam or one of our authorized distributors