

Anti-VEGF Receptor 2 antibody ab2349

★★★★★ [16 Abreviews](#) [128 References](#) [4 图像](#)

概述

产品名称	Anti-VEGF Receptor 2抗体
描述	兔多克隆抗体to VEGF Receptor 2
宿主	Rabbit
经测试应用	适用于: IHC-Fr, IHC-P, ICC/IF, Flow Cyt, IP
种属反应性	与反应: Mouse, Rat, Cow, Dog, Human
免疫原	Synthetic peptide corresponding to Mouse VEGF Receptor 2 (C terminal).
阳性对照	IHC-P: Human normal breast and angiosarcoma tissues; Mouse skin tissue.
常规说明	<p>Isoform 1 localization: Cell membrane; Single-pass type I membrane protein. Cytoplasm. Nucleus. Cytoplasmic vesicle. Early endosome.</p> <p>Note: Detected on caveolae-enriched lipid rafts at the cell surface. Is recycled from the plasma membrane to endosomes and back again. Phosphorylation triggered by VEGFA binding promotes internalization and subsequent degradation. VEGFA binding triggers internalization and translocation to the nucleus.</p> <p>The Life Science industry has been in the grips of a reproducibility crisis for a number of years. Abcam is leading the way in addressing this with our range of recombinant monoclonal antibodies and knockout edited cell lines for gold-standard validation. Please check that this product meets your needs before purchasing.</p> <p>If you have any questions, special requirements or concerns, please send us an inquiry and/or contact our Support team ahead of purchase. Recommended alternatives for this product can be found below, along with publications, customer reviews and Q&As</p>

性能

形式	Liquid
存放说明	Shipped at 4°C. Store at +4°C short term (1-2 weeks). Store at -20°C or -80°C. Avoid freeze / thaw cycle.
存储溶液	<p>pH: 7.3</p> <p>Preservative: 0.05% Sodium azide</p> <p>Constituent: 1% BSA</p>
纯度	Protein A purified
克隆	多克隆

同种型

lgG

应用

The Abpromise guarantee

Abpromise™承诺保证使用ab2349于以下的经测试应用

“应用说明”部分 下显示的仅为推荐的起始稀释度;实际最佳的稀释度/浓度应由使用者检定。

应用	Ab评论	说明
IHC-Fr		Use at an assay dependent concentration.
IHC-P	★★★★★ (7)	1/50 - 1/100. Perform heat mediated antigen retrieval with citrate buffer pH 6 before commencing with IHC staining protocol.
ICC/IF	★★★★★ (8)	Use at an assay dependent concentration. See Abreview.
Flow Cyt		Use at an assay dependent concentration. PubMed: 18602918 ab171870 - Rabbit polyclonal IgG, is suitable for use as an isotype control with this antibody.
IP		Use at an assay dependent concentration.

靶标

功能

Receptor for VEGF or VEGFC. Has a tyrosine-protein kinase activity. The VEGF-kinase ligand/receptor signaling system plays a key role in vascular development and regulation of vascular permeability. In case of HIV-1 infection, the interaction with extracellular viral Tat protein seems to enhance angiogenesis in Kaposi's sarcoma lesions.

疾病相关

Defects in KDR are associated with susceptibility to hemangioma capillary infantile (HCI) [MIM:602089]. HCI are benign, highly proliferative lesions involving aberrant localized growth of capillary endothelium. They are the most common tumor of infancy, occurring in up to 10% of all births. Hemangiomas tend to appear shortly after birth and show rapid neonatal growth for up to 12 months characterized by endothelial hypercellularity and increased numbers of mast cells. This phase is followed by slow involution at a rate of about 10% per year and replacement by fibrofatty stroma.

序列相似性

Belongs to the protein kinase superfamily. Tyr protein kinase family. CSF-1/PDGF receptor subfamily.
Contains 7 Ig-like C2-type (immunoglobulin-like) domains.
Contains 1 protein kinase domain.

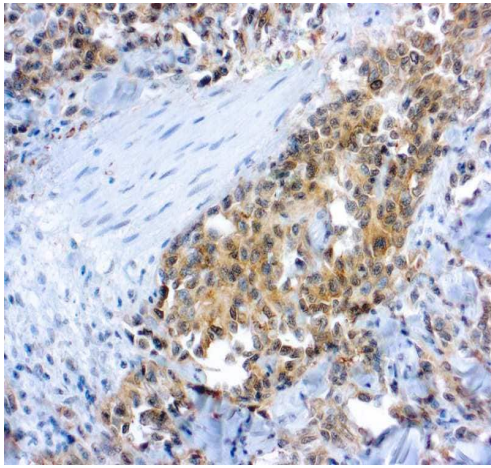
翻译后修饰

Phosphorylated. Dephosphorylated by PTPRB. Dephosphorylated by PTPRJ at Tyr-951, Tyr-996, Tyr-1054, Tyr-1059, Tyr-1175 and Tyr-1214.

细胞定位

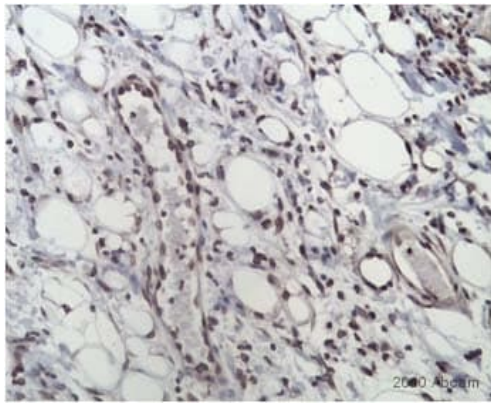
Membrane.

图片



Immunohistochemistry (Formalin/PFA-fixed paraffin-embedded sections) - Anti-VEGF Receptor 2 antibody (ab2349)

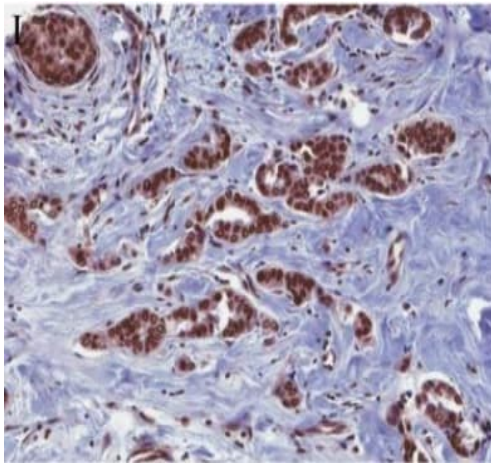
Formalin fixed, paraffin-embedded human angiosarcoma tissue stained for VEGF Receptor 2 using ab2349 at 1/50 dilution in immunohistochemical analysis.



Immunohistochemistry (Formalin/PFA-fixed paraffin-embedded sections) - Anti-VEGF Receptor 2 antibody (ab2349)

This image is courtesy of an Abreview submitted by Manoj Kumar Valluru

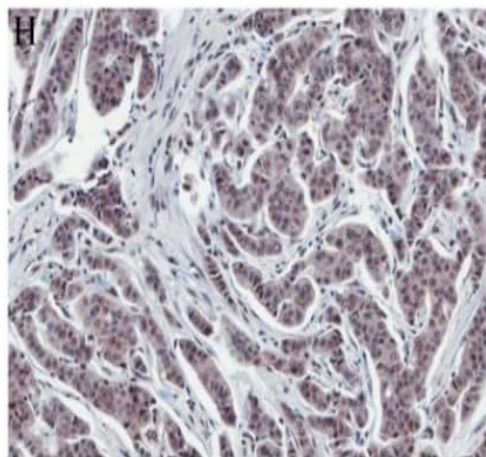
ab2349 staining the VEGF Receptor 2 in Mouse skin tissue sections by Immunohistochemistry (IHC-P - formaldehyde-fixed, paraffin-embedded sections). Tissue was fixed with formaldehyde and blocked with 10% serum for 1 hour at room temperature; antigen retrieval was by heat mediation in citrate buffer (pH 6). Samples were incubated with primary antibody (1/100 in PBS + 2% blocking serum) for 16 hours at 4°C. A biotin-conjugated Goat anti-rabbit IgG polyclonal (1/250) was used as the secondary antibody.



Immunohistochemistry (Formalin/PFA-fixed paraffin-embedded sections) - Anti-VEGF Receptor 2 antibody (ab2349)

Image from Arias-Pulido, Hugo et al., BMC Cancer 12 (2012): 298. PMC. Web. 25 Jan. 2017. doi: 10.1186/1471-2407-12-298. Fig 1I. Reproduced under the Creative Commons license <http://creativecommons.org/licenses/by/2.0/>.

Immunohistochemistry (Formalin/PFA-fixed paraffin-embedded sections) analysis of human normal breast tissue labeling VEGF Receptor 2 with ab2349 at 1/200 dilution. Sections were lightly counterstained with hematoxylin.



Immunohistochemistry (Formalin/PFA-fixed paraffin-embedded sections) - Anti-VEGF Receptor 2 antibody (ab2349)

Image from Arias-Pulido, Hugo et al., BMC Cancer 12 (2012): 298. PMC. Web. 25 Jan. 2017. doi: 10.1186/1471-2407-12-298. Fig 1H. Reproduced under the Creative Commons license http://creativecommons.org/licenses/by/2.0

Immunohistochemistry (Formalin/PFA-fixed paraffin-embedded sections) analysis of human normal breast tissue labeling VEGF Receptor 2 with ab2349 at 1/200 dilution. Sections were lightly counterstained with hematoxylin.

Please note: All products are "FOR RESEARCH USE ONLY. NOT FOR USE IN DIAGNOSTIC PROCEDURES"

Our Abpromise to you: Quality guaranteed and expert technical support

- Replacement or refund for products not performing as stated on the datasheet
- Valid for 12 months from date of delivery
- Response to your inquiry within 24 hours

- We provide support in Chinese, English, French, German, Japanese and Spanish
- Extensive multi-media technical resources to help you
- We investigate all quality concerns to ensure our products perform to the highest standards

If the product does not perform as described on this datasheet, we will offer a refund or replacement. For full details of the Abpromise, please visit <https://www.abcam.cn/abpromise> or contact our technical team.

Terms and conditions

- Guarantee only valid for products bought direct from Abcam or one of our authorized distributors