



Anti-USP30 antibody [CL4438] ab219969

5 图像

概述

产品名称	Anti-USP30抗体[CL4438]
描述	小鼠单克隆抗体[CL4438] to USP30
宿主	Mouse
经测试应用	适用于: IHC-P, WB
种属反应性	与反应: Human
免疫原	Recombinant fragment corresponding to Human USP30 aa 250-450. Database link: Q70CQ3
表位	Binds to an epitope located within the peptide sequence GHKPSQHNPk as determined by overlapping synthetic peptides.  Run BLAST with  Run BLAST with
阳性对照	Human testis, kidney, placenta and cerebellum tissues; USP30 over-expression lysate (co-expressed with myc-DDK tag, 3.1 KDa) in HEK293T cells.
常规说明	<p>The Life Science industry has been in the grips of a reproducibility crisis for a number of years. Abcam is leading the way in addressing this with our range of recombinant monoclonal antibodies and knockout edited cell lines for gold-standard validation. Please check that this product meets your needs before purchasing.</p> <p>If you have any questions, special requirements or concerns, please send us an inquiry and/or contact our Support team ahead of purchase. Recommended alternatives for this product can be found below, along with publications, customer reviews and Q&As</p>

性能

形式	Liquid
存放说明	Shipped at 4°C. Store at +4°C short term (1-2 weeks). Upon delivery aliquot. Store at -20°C long term. Avoid freeze / thaw cycle.
存储溶液	pH: 7.20 Preservative: 0.02% Sodium azide Constituents: 59% PBS, 40% Glycerol
纯度	Protein A purified
克隆	单克隆
克隆编号	CL4438

同种型

IgG2a

应用

The Abpromise guarantee

Abpromise™承诺保证使用ab219969于以下的经测试应用

“应用说明”部分下显示的仅为推荐的起始稀释度;实际最佳的稀释度/浓度应由使用者检定。

应用	Ab评论	说明
IHC-P		1/200 - 1/500. Perform heat mediated antigen retrieval with citrate buffer pH 6 before commencing with IHC staining protocol.
WB		1/500 - 1/1000. Predicted molecular weight: 59 kDa.

靶标

功能

May participate in the maintenance of mitochondrial morphology.

组织特异性

Expressed in skeletal muscle, pancreas, liver and kidney.

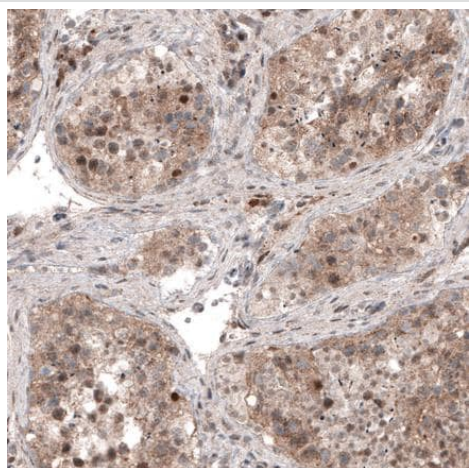
序列相似性

Belongs to the peptidase C19 family.

细胞定位

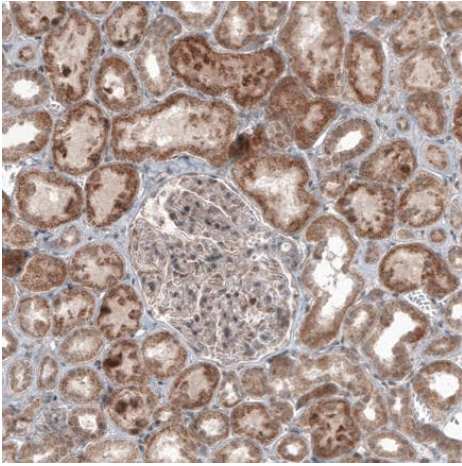
Mitochondrion outer membrane.

图片



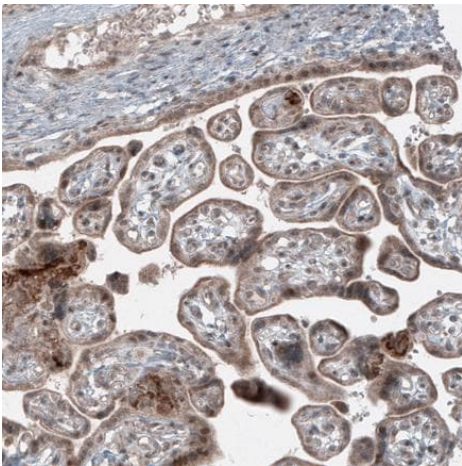
Immunohistochemical analysis of paraffin-embedded human testis tissue labeling USP30 with ab219969 at 1/200 dilution.

Immunohistochemistry (Formalin/PFA-fixed paraffin-embedded sections) - Anti-USP30 antibody [CL4438] (ab219969)



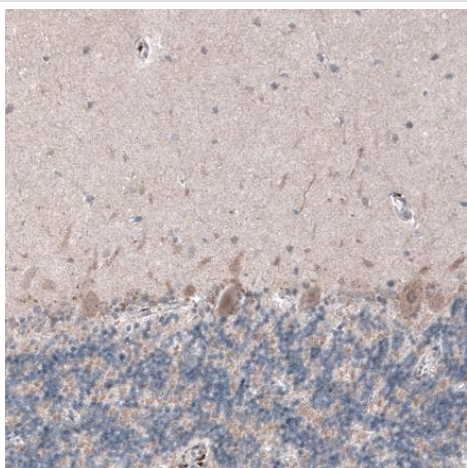
Immunohistochemical analysis of paraffin-embedded human kidney tissue labeling USP30 with ab219969 at 1/200 dilution.

Immunohistochemistry (Formalin/PFA-fixed paraffin-embedded sections) - Anti-USP30 antibody [CL4438] (ab219969)



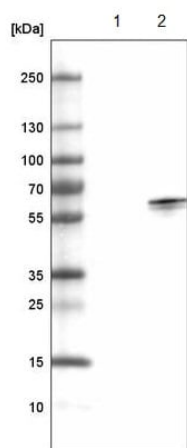
Immunohistochemical analysis of paraffin-embedded human placenta tissue labeling USP30 with ab219969 at 1/200 dilution.

Immunohistochemistry (Formalin/PFA-fixed paraffin-embedded sections) - Anti-USP30 antibody [CL4438] (ab219969)



Immunohistochemical analysis of paraffin-embedded human cerebellum tissue labeling USP30 with ab219969 at 1/200 dilution.

Immunohistochemistry (Formalin/PFA-fixed paraffin-embedded sections) - Anti-USP30 antibody [CL4438] (ab219969)



All lanes : Anti-USP30 antibody [CL4438] (ab219969) at 1/200 dilution

Lane 1 : Control

Lane 2 : USP30 over-expression lysate (co-expressed with myc-DDK tag, 3.1 KDa) in HEK293T cells

Predicted band size: 59 kDa

Western blot - Anti-USP30 antibody [CL4438] (ab219969)

Please note: All products are "FOR RESEARCH USE ONLY. NOT FOR USE IN DIAGNOSTIC PROCEDURES"

Our Abpromise to you: Quality guaranteed and expert technical support

- Replacement or refund for products not performing as stated on the datasheet

- Valid for 12 months from date of delivery
- Response to your inquiry within 24 hours

- We provide support in Chinese, English, French, German, Japanese and Spanish
- Extensive multi-media technical resources to help you
- We investigate all quality concerns to ensure our products perform to the highest standards

If the product does not perform as described on this datasheet, we will offer a refund or replacement. For full details of the Abpromise, please visit <https://www.abcam.cn/abpromise> or contact our technical team.

Terms and conditions

- Guarantee only valid for products bought direct from Abcam or one of our authorized distributors