


Anti-USP20 antibody ab72225

2 图像

概述

产品名称	Anti-USP20抗体
描述	兔多克隆抗体to USP20
宿主	Rabbit
经测试应用	适用于: WB, IP
种属反应性	与反应: Human 预测可用于: Rabbit, Horse, Chicken, Dog, Pig, Chimpanzee, Rhesus monkey, Gorilla, Chinese hamster, Orangutan, Elephant 
免疫原	Synthetic peptide corresponding to Human USP20. Database link: Q9Y2K6
常规说明	<p>The Life Science industry has been in the grips of a reproducibility crisis for a number of years. Abcam is leading the way in addressing this with our range of recombinant monoclonal antibodies and knockout edited cell lines for gold-standard validation. Please check that this product meets your needs before purchasing.</p> <p>If you have any questions, special requirements or concerns, please send us an inquiry and/or contact our Support team ahead of purchase. Recommended alternatives for this product can be found below, along with publications, customer reviews and Q&As</p>

性能

形式	Liquid
存放说明	Shipped at 4°C. Upon delivery aliquot and store at -20°C. Avoid freeze / thaw cycles.
存储溶液	pH: 7 Preservative: 0.09% Sodium azide Constituents: 0.1% BSA, Tris buffered saline
纯度	Immunogen affinity purified
克隆	多克隆
同种型	IgG

应用

The Abpromise guarantee

Abpromise™承诺保证使用ab72225于以下的经测试应用

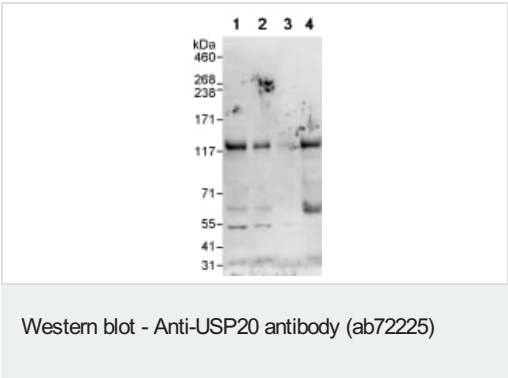
“应用说明”部分 下显示的仅为推荐的起始稀释度;实际最佳的稀释度/浓度应由使用者检定。

应用	Ab评论	说明
WB		1/2000 - 1/10000. Detects a band of approximately 120 kDa (predicted molecular weight: 102 kDa).
IP		Use at 2-5 µg/mg of lysate.

靶标

功能	Deubiquitinating enzyme involved in beta-2 adrenergic receptor (ADRB2) recycling. Acts as a regulator of G-protein coupled receptor (GPCR) signaling by mediating the deubiquitination beta-2 adrenergic receptor (ADRB2). Plays a central role in ADRB2 recycling and resensitization after prolonged agonist stimulation by constitutively binding ADRB2, mediating deubiquitination of ADRB2 and inhibiting lysosomal trafficking of ADRB2. Upon dissociation, it is probably transferred to the translocated beta-arrestins, possibly leading to beta-arrestins deubiquitination and disengagement from ADRB2. This suggests the existence of a dynamic exchange between the ADRB2 and beta-arrestins. Deubiquitinates DIO2, thereby regulating thyroid hormone regulation. Deubiquitinates HIF1A, leading to stabilize HIF1A and enhance HIF1A-mediated activity. Mediates deubiquitination of both 'Lys-48'- and 'Lys-63'-linked polyubiquitin chains.
序列相似性	Belongs to the peptidase C19 family. USP20/USP33 subfamily. Contains 2 DUSP domains. Contains 1 UBP-type zinc finger.
结构域	The UBP-type zinc finger binds 3 zinc ions. However, it does not bind ubiquitin, probably because the conserved Arg in position 55 is replaced by a Glu residue.
翻译后修饰	Ubiquitinated via a VHL-dependent pathway for proteasomal degradation.
细胞定位	Cytoplasm > perinuclear region. According to PubMed:12865408, it localizes in the endoplasmic reticulum; however the relevance of such result is unclear.

图片



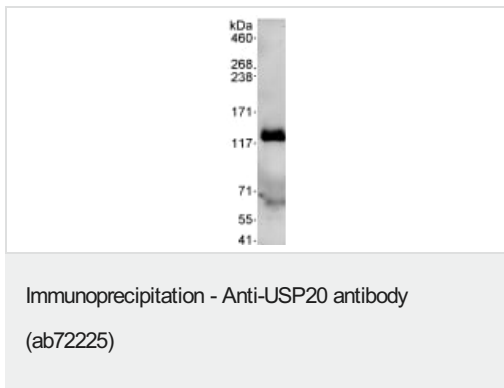
All lanes : Anti-USP20 antibody (ab72225) at 0.04 µg/ml

- Lane 1 : HeLa whole cell lysate at 50 µg
- Lane 2 : HeLa whole cell lysate at 15 µg
- Lane 3 : HeLa whole cell lysate at 5 µg
- Lane 4 : 293T whole cell lysate at 50 µg

Developed using the ECL technique.

Predicted band size: 102 kDa
Observed band size: 120 kDa

Exposure time: 3 minutes



Detection of USP20 by Western Blot of Immunoprecipitate.
ab72225 at 1 µg/ml staining USP20 in HeLa whole cell lysate
immunoprecipitated using ab72225 at 3 µg/mg lysate (1 mg/IP; 20%
of IP loaded/lane).

Detection: Chemiluminescence with exposure time of 30 seconds.

Please note: All products are "FOR RESEARCH USE ONLY. NOT FOR USE IN DIAGNOSTIC PROCEDURES"

Our Abpromise to you: Quality guaranteed and expert technical support

- Replacement or refund for products not performing as stated on the datasheet
- Valid for 12 months from date of delivery
- Response to your inquiry within 24 hours
- We provide support in Chinese, English, French, German, Japanese and Spanish
- Extensive multi-media technical resources to help you
- We investigate all quality concerns to ensure our products perform to the highest standards

If the product does not perform as described on this datasheet, we will offer a refund or replacement. For full details of the Abpromise, please visit <https://www.abcam.cn/abpromise> or contact our technical team.

Terms and conditions

- Guarantee only valid for products bought direct from Abcam or one of our authorized distributors