


Anti-ULK2 antibody ab97695

★★★★★ [1 Abreviews](#) [8 References](#) [2 图像](#)

概述

| | |
|-------|---|
| 产品名称 | Anti-ULK2抗体 |
| 描述 | 兔多克隆抗体to ULK2 |
| 宿主 | Rabbit |
| 经测试应用 | 适用于: WB, ICC/IF |
| 种属反应性 | 与反应: Human 预测可用于: Mouse  |
| 免疫原 | Recombinant protein fragment containing a sequence corresponding to a region within amino acids 693 and 938 of Human ULK2 (NP_055498). |
| 阳性对照 | 293T, H1299, HeLa, Molt-4, Raji cell lysates. HepG2 whole cell lysates. HeLa cells. |
| 常规说明 | <p>The Life Science industry has been in the grips of a reproducibility crisis for a number of years. Abcam is leading the way in addressing this with our range of recombinant monoclonal antibodies and knockout edited cell lines for gold-standard validation. Please check that this product meets your needs before purchasing.</p> <p>If you have any questions, special requirements or concerns, please send us an inquiry and/or contact our Support team ahead of purchase. Recommended alternatives for this product can be found below, along with publications, customer reviews and Q&As</p> |

性能

| | |
|------|--|
| 形式 | Liquid |
| 存放说明 | Shipped at 4°C. Upon delivery aliquot. Store at -20°C or -80°C. Avoid freeze / thaw cycle. |
| 存储溶液 | <p>pH: 7.00</p> <p>Preservative: 0.025% Proclin 300</p> <p>Constituents: 79% PBS, 20% Glycerol (glycerin, glycerine)</p> |
| 纯度 | Immunogen affinity purified |
| 克隆 | 多克隆 |
| 同种型 | IgG |

应用

The Abpromise guarantee **Abpromise™**承诺保证使用ab97695于以下的经测试应用

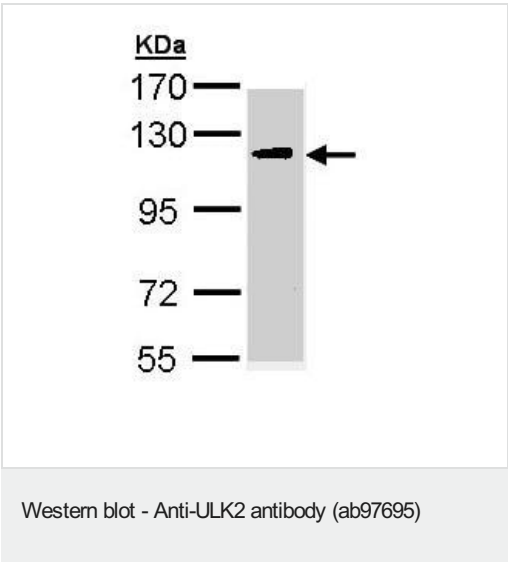
“应用说明”部分 下显示的仅为推荐的起始稀释度;实际最佳的稀释度/浓度应由使用者检定。

| 应用 | Ab评论 | 说明 |
|--------|-----------|--|
| WB | ★★★★★ (1) | 1/500 - 1/3000. Predicted molecular weight: 113 kDa. |
| ICC/IF | | 1/100 - 1/200. |

靶标

| | |
|-------|--|
| 序列相似性 | Belongs to the protein kinase superfamily. Ser/Thr protein kinase family. APG1/unc-51/ULK1 subfamily. Contains 1 protein kinase domain. |
| 翻译后修饰 | Autophosphorylated. |

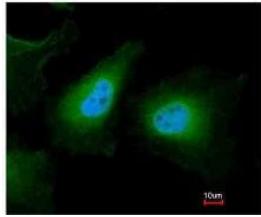
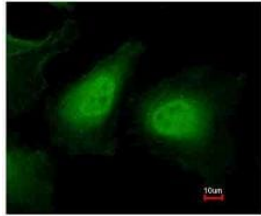
图片



Anti-ULK2 antibody (ab97695) at 1/1000 dilution + HepG2 whole cell lysate at 30 µg

Predicted band size: 113 kDa

7.5% SDS PAGE



Immunofluorescence analysis of paraformaldehyde-fixed HeLa, using ab97695 at 1/200 dilution. Lower image is merged with DNA probe.

Immunocytochemistry/ Immunofluorescence - Anti-ULK2 antibody (ab97695)

Please note: All products are "FOR RESEARCH USE ONLY. NOT FOR USE IN DIAGNOSTIC PROCEDURES"

Our Abpromise to you: Quality guaranteed and expert technical support

- Replacement or refund for products not performing as stated on the datasheet
- Valid for 12 months from date of delivery
- Response to your inquiry within 24 hours
- We provide support in Chinese, English, French, German, Japanese and Spanish
- Extensive multi-media technical resources to help you
- We investigate all quality concerns to ensure our products perform to the highest standards

If the product does not perform as described on this datasheet, we will offer a refund or replacement. For full details of the Abpromise, please visit <https://www.abcam.cn/abpromise> or contact our technical team.

Terms and conditions

- Guarantee only valid for products bought direct from Abcam or one of our authorized distributors