



Anti-UBE3D antibody ab121927

★★★★★ [1 Abreviews](#) [5 图像](#)

概述

产品名称	Anti-UBE3D抗体
描述	兔多克隆抗体to UBE3D
宿主	Rabbit
经测试应用	适用于: ICC, IHC-P
种属反应性	与反应: Human
免疫原	Recombinant fragment corresponding to Human UBE3D. Sequence: SLVIESLRNSKYIKKFPLENTFKADSSSAWSAVKVLQPCI KSRNEKLV SLWESDISVHPLTLPSATCLELLL <div>  Run BLAST with  Run BLAST with </div>
阳性对照	ICC: RH-30 cells; IHC-P: Human skeletal muscle, kidney, lung, and urinary bladder tissues.
常规说明	<p>The Life Science industry has been in the grips of a reproducibility crisis for a number of years. Abcam is leading the way in addressing this with our range of recombinant monoclonal antibodies and knockout edited cell lines for gold-standard validation. Please check that this product meets your needs before purchasing.</p> <p>If you have any questions, special requirements or concerns, please send us an inquiry and/or contact our Support team ahead of purchase. Recommended alternatives for this product can be found below, along with publications, customer reviews and Q&As</p>

性能

形式	Liquid
存放说明	Shipped at 4°C. Upon delivery aliquot and store at -20°C. Avoid freeze / thaw cycles.
存储溶液	pH: 7.20 Preservative: 0.02% Sodium azide Constituents: 59% PBS, 40% Glycerol (glycerin, glycerine)
纯度	Immunogen affinity purified
克隆	多克隆
同种型	IgG

应用

The Abpromise guarantee **Abpromise™**承诺保证使用ab121927于以下的经测试应用

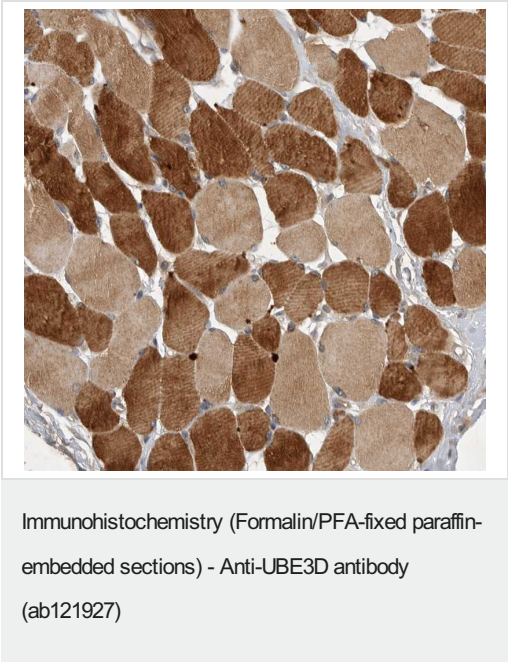
“应用说明”部分 下显示的仅为推荐的起始稀释度;实际最佳的稀释度/浓度应由使用者检定。

应用	Ab评论	说明
ICC		Use a concentration of 0.25 - 2 µg/ml.
IHC-P		1/20 - 1/50. Perform heat mediated antigen retrieval with citrate buffer pH 6 before commencing with IHC staining protocol.

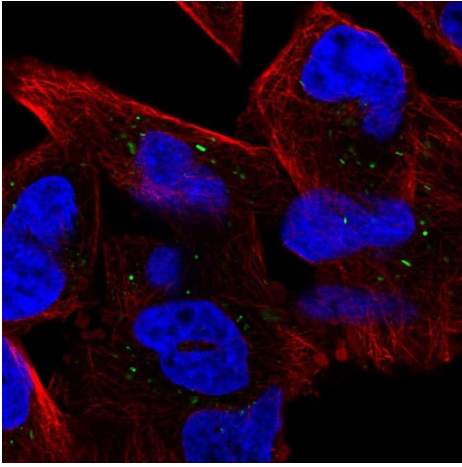
靶标

功能	E3 ubiquitin-protein ligase which accepts ubiquitin from specific E2 ubiquitin-conjugating enzymes, and transfers it to substrates, generally promoting their degradation by the proteasome.
通路	Protein modification; protein ubiquitination.
结构域	The C-terminal half (AA 188-389) is able to bind cyclin B and shows a self-ubiquitylation activity (mono-, poly, or multi-ubiquitylation) in a HECT-like sequence dependent manner.
翻译后修饰	Ubiquitinated by UBC10 (E2 ubiquitin-conjugating enzyme).
细胞定位	Cytoplasm.

图片

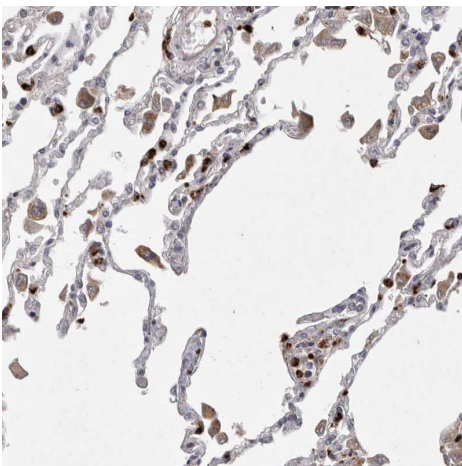


Immunohistochemistry (Formalin/PFA-fixed paraffin-embedded sections) analysis of human skeletal muscle tissue labelling UBE3D with ab121927 at 1/20 dilution. Heat mediated antigen retrieval performed with citrate buffer pH 6 before commencing with IHC staining protocol.



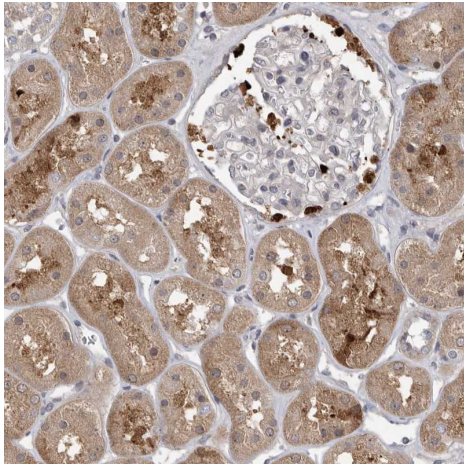
Immunocytochemistry - Anti-UBE3D antibody
(ab121927)

Immunocytochemistry analysis of RH-30 (human bone marrow metastasis cell line) cells labeling UBE3D with ab121927 at 2 $\mu\text{g/mL}$. Cells treated with PFA/Triton X-100.



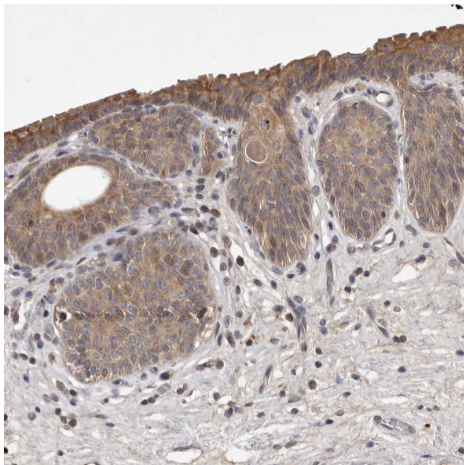
Immunohistochemistry (Formalin/PFA-fixed paraffin-embedded sections) - Anti-UBE3D antibody
(ab121927)

Immunohistochemistry (Formalin/PFA-fixed paraffin-embedded sections) analysis of human lung tissue labelling UBE3D with ab121927 at 1/20 dilution. Heat mediated antigen retrieval performed with citrate buffer pH 6 before commencing with IHC staining protocol.



Immunohistochemistry (Formalin/PFA-fixed paraffin-embedded sections) - Anti-UBE3D antibody (ab121927)

Immunohistochemistry (Formalin/PFA-fixed paraffin-embedded sections) analysis of human kidney tissue labelling UBE3D with ab121927 at 1/20 dilution. Heat mediated antigen retrieval performed with citrate buffer pH 6 before commencing with IHC staining protocol.



Immunohistochemistry (Formalin/PFA-fixed paraffin-embedded sections) - Anti-UBE3D antibody (ab121927)

Immunohistochemistry (Formalin/PFA-fixed paraffin-embedded sections) analysis of human urinary bladder tissue labelling UBE3D with ab121927 at 1/20 dilution. Heat mediated antigen retrieval performed with citrate buffer pH 6 before commencing with IHC staining protocol.

Please note: All products are "FOR RESEARCH USE ONLY. NOT FOR USE IN DIAGNOSTIC PROCEDURES"

Our Abpromise to you: Quality guaranteed and expert technical support

- Replacement or refund for products not performing as stated on the datasheet
- Valid for 12 months from date of delivery
- Response to your inquiry within 24 hours

- We provide support in Chinese, English, French, German, Japanese and Spanish
- Extensive multi-media technical resources to help you
- We investigate all quality concerns to ensure our products perform to the highest standards

If the product does not perform as described on this datasheet, we will offer a refund or replacement. For full details of the Abpromise, please visit <https://www.abcam.cn/abpromise> or contact our technical team.

Terms and conditions

- Guarantee only valid for products bought direct from Abcam or one of our authorized distributors