

Anti-TTC31 antibody ab122745

3 图像

概述

产品名称	Anti-TTC31抗体
描述	兔多克隆抗体to TTC31
宿主	Rabbit
经测试应用	适用于: IHC-P, ICC/IF, WB
种属反应性	与反应: Human
免疫原	antigen sequence: GEEDIVDFLR RLVESDPQGL HRIHVDGSSG RLQLWHHDYL LGHLDDEGKS TGQSDRGKGA EGLGTYCGLR KSFLYPPQES EPCPQSPSA, corresponding to amino acids 41-129 of Human TTC31. Run BLAST with Expasy Run BLAST with NCBI
阳性对照	Human vagina tissue
常规说明	<p>The Life Science industry has been in the grips of a reproducibility crisis for a number of years. Abcam is leading the way in addressing this with our range of recombinant monoclonal antibodies and knockout edited cell lines for gold-standard validation. Please check that this product meets your needs before purchasing.</p> <p>If you have any questions, special requirements or concerns, please send us an inquiry and/or contact our Support team ahead of purchase. Recommended alternatives for this product can be found below, along with publications, customer reviews and Q&As</p>

性能

形式	Liquid
存放说明	Shipped at 4°C. Upon delivery aliquot and store at -20°C. Avoid freeze / thaw cycles.
存储溶液	pH: 7.20 Preservative: 0.02% Sodium azide Constituents: 59% PBS, 40% Glycerol (glycerin, glycerine)
纯度	Immunogen affinity purified
克隆	多克隆
同种型	IgG

应用

The Abpromise guarantee

Abpromise™承诺保证使用ab122745于以下的经测试应用

“应用说明”部分 下显示的仅为推荐的起始稀释度;实际最佳的稀释度/浓度应由使用者检定。

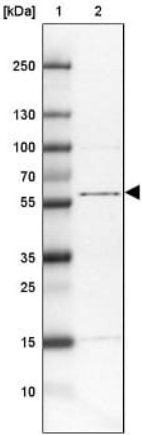
应用	Ab评论	说明
IHC-P		1/200 - 1/500. Perform heat mediated antigen retrieval with citrate buffer pH 6 before commencing with IHC staining protocol.
ICC/IF		Use a concentration of 0.25 - 2 µg/ml.
WB		Use a concentration of 0.04 - 0.4 µg/ml. Predicted molecular weight: 57 kDa.

靶标

序列相似性

Contains 3 TPR repeats.

图片

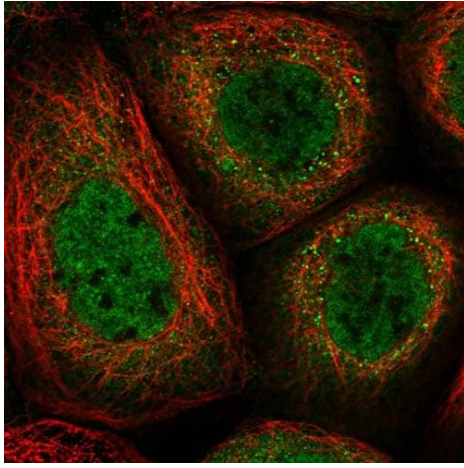


All lanes :

Lane 1 : Marker [kDa] 250, 130, 100, 70, 55, 35, 25, 15, 10

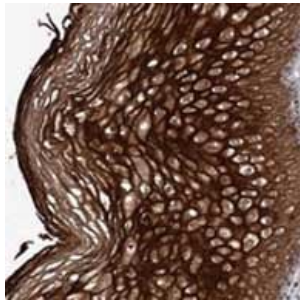
Lane 2 : Human Tonsil tissue

Predicted band size: 57 kDa



Immunocytochemistry/ Immunofluorescence - Anti-TTC31 antibody (ab122745)

Immunofluorescent staining of Human cell line A-431 shows positivity in nucleus but not nucleoli and cytoplasm. Recommended concentration of ab122745 1-4 µg/ml. Cells treated with PFA/Triton X-100.



Immunohistochemistry (Formalin/PFA-fixed paraffin-embedded sections) - Anti-TTC31 antibody (ab122745)

ab122745 at 1/200 dilution staining TTC31 in Paraffin-embedded Human vagina tissue by Immunohistochemistry.

Please note: All products are "FOR RESEARCH USE ONLY. NOT FOR USE IN DIAGNOSTIC PROCEDURES"

Our Abpromise to you: Quality guaranteed and expert technical support

- Replacement or refund for products not performing as stated on the datasheet
- Valid for 12 months from date of delivery
- Response to your inquiry within 24 hours
- We provide support in Chinese, English, French, German, Japanese and Spanish
- Extensive multi-media technical resources to help you
- We investigate all quality concerns to ensure our products perform to the highest standards

If the product does not perform as described on this datasheet, we will offer a refund or replacement. For full details of the Abpromise, please visit <https://www.abcam.cn/abpromise> or contact our technical team.

Terms and conditions

- Guarantee only valid for products bought direct from Abcam or one of our authorized distributors