


### Anti-TTC11/FIS1 antibody ab96764

★★★★★ [2 Abreviews](#) [21 References](#) [3 图像](#)

#### 概述

产品名称	Anti-TTC11/FIS1抗体
描述	兔多克隆抗体to TTC11/FIS1
宿主	Rabbit
经测试应用	适用于: ICC/IF, WB, IHC-P
种属反应性	与反应: Human 预测可用于: Mouse, Rat, Cow 
免疫原	Recombinant fragment corresponding to Human TTC11/FIS1 aa 1-122. Database link: <a href="#">NP_057152</a>
阳性对照	Raji whole cell lysate; NCIN87 xenograft; 293T, HeLa and Molt-4 lysates
常规说明	<p>The Life Science industry has been in the grips of a reproducibility crisis for a number of years. Abcam is leading the way in addressing this with our range of recombinant monoclonal antibodies and knockout edited cell lines for gold-standard validation. Please check that this product meets your needs before purchasing.</p> <p>If you have any questions, special requirements or concerns, please send us an inquiry and/or contact our Support team ahead of purchase. Recommended alternatives for this product can be found below, along with publications, customer reviews and Q&amp;As</p>

#### 性能

形式	Liquid
存放说明	Shipped at 4°C. Upon delivery aliquot and store at -20°C or -80°C. Avoid repeated freeze / thaw cycles.
存储溶液	pH: 7.00 Preservative: 0.025% Proclin 300 Constituents: 79% PBS, 20% Glycerol (glycerin, glycerine)
纯度	Immunogen affinity purified
克隆	多克隆
同种型	IgG

#### 应用

The Abpromise guarantee

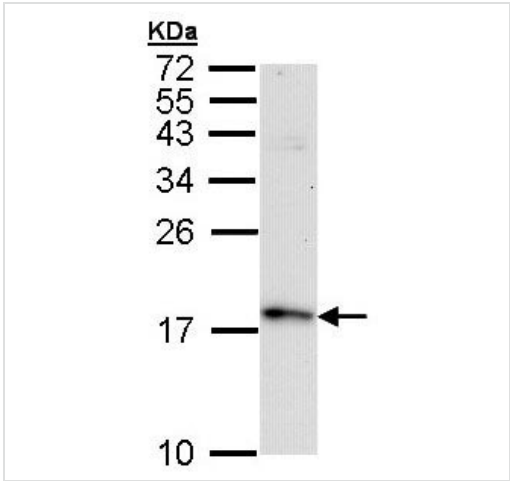
Abpromise™承诺保证使用ab96764于以下的经测试应用

“应用说明”部分 下显示的仅为推荐的起始稀释度;实际最佳的稀释度/浓度应由使用者检定。

应用	Ab评论	说明
ICC/IF	★★★★★ (1)	Use a concentration of 1 µg/ml.
WB	★★★★☆ (1)	1/500 - 1/3000. Predicted molecular weight: 17 kDa.
IHC-P		1/100 - 1/500.

靶标	
功能	Promotes the fragmentation of the mitochondrial network and its perinuclear clustering. Can induce cytochrome c release from the mitochondrion to the cytosol, ultimately leading to apoptosis. Also mediates peroxisomal fission.
序列相似性	Belongs to the FIS1 family. Contains 1 TPR repeat.
结构域	The C-terminus is required for mitochondrial or peroxisomal localization, while the N-terminus is necessary for mitochondrial or peroxisomal fission, localization and regulation of the interaction with DNM1L.
翻译后修饰	Ubiquitinated by MARCH5.
细胞定位	Mitochondrion outer membrane. Peroxisome membrane.

图片

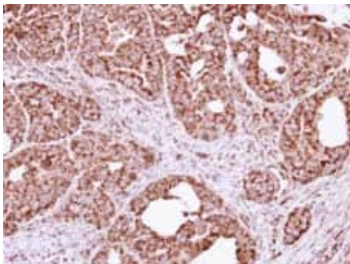


Western blot - Anti-TTC11/FIS1 antibody (ab96764)

Anti-TTC11/FIS1 antibody (ab96764) at 1/10000 dilution + Raji whole cell lysate at 30 µg

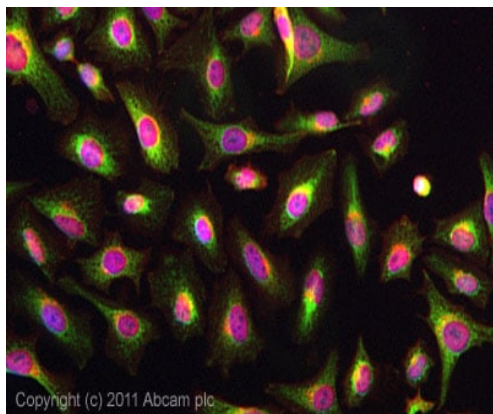
**Predicted band size:** 17 kDa

15% SDS-PAGE



Immunohistochemistry (Formalin/PFA-fixed paraffin-embedded sections) - Anti-TTC11/FIS1 antibody (ab96764)

Immunohistochemical analysis of TTC11/FIS1 in paraffin-embedded NCIN87 xenograft, using ab96764 antibody at 1/100 dilution.



Immunocytochemistry/ Immunofluorescence - Anti-TTC11/FIS1 antibody (ab96764)

ICC/IF image of ab96764 stained HeLa cells. The cells were 4% formaldehyde fixed (10 min) and then incubated in 1%BSA / 10% normal goat serum / 0.3M glycine in 0.1% PBS-Tween for 1h to permeabilise the cells and block non-specific protein-protein interactions. The cells were then incubated with the antibody (ab96764, 1µg/ml) overnight at +4°C. The secondary antibody (green) was **ab96899**, DyLight® 488 goat anti-rabbit IgG (H+L) used at a 1/250 dilution for 1h. Alexa Fluor® 594 WGA was used to label plasma membranes (red) at a 1/200 dilution for 1h. DAPI was used to stain the cell nuclei (blue) at a concentration of 1.43µM.

**Please note:** All products are "FOR RESEARCH USE ONLY. NOT FOR USE IN DIAGNOSTIC PROCEDURES"

### Our Abpromise to you: Quality guaranteed and expert technical support

- Replacement or refund for products not performing as stated on the datasheet
- Valid for 12 months from date of delivery
- Response to your inquiry within 24 hours
- We provide support in Chinese, English, French, German, Japanese and Spanish
- Extensive multi-media technical resources to help you
- We investigate all quality concerns to ensure our products perform to the highest standards

If the product does not perform as described on this datasheet, we will offer a refund or replacement. For full details of the Abpromise, please visit <https://www.abcam.cn/abpromise> or contact our technical team.

## Terms and conditions

---

- Guarantee only valid for products bought direct from Abcam or one of our authorized distributors