

# Anti-TRP 7 antibody [N64A/36] ab93618

[1 References](#) [3 图像](#)

### 概述

产品名称	Anti-TRP 7抗体[N64A/36]
描述	小鼠单克隆抗体[N64A/36] to TRP 7
宿主	Mouse
经测试应用	适用于: WB, IHC-P, ICC/IF
种属反应性	与反应: Mouse, Rat, Human
免疫原	Synthetic peptide: LRVNKGKDI , corresponding to amino acids 854-862 of Human TRP 7 (UniProt Q9HCX4). <a href="#">Run BLAST with</a> <a href="#">Run BLAST with</a>
阳性对照	Rat brain lysate
常规说明	<p>The clone number has been updated from S64A-36 to N64A/36, both clone numbers name the same antibody clone.</p> <p>The Life Science industry has been in the grips of a reproducibility crisis for a number of years. Abcam is leading the way in addressing this with our range of recombinant monoclonal antibodies and knockout edited cell lines for gold-standard validation. Please check that this product meets your needs before purchasing.</p> <p>If you have any questions, special requirements or concerns, please send us an inquiry and/or contact our Support team ahead of purchase. Recommended alternatives for this product can be found below, along with publications, customer reviews and Q&amp;As</p>

### 性能

形式	Liquid
存放说明	Shipped at 4°C. Store at -20°C. Stable for 12 months at -20°C.
存储溶液	Preservative: 0.09% Sodium azide Constituents: 50% Glycerol (glycerin, glycerine), PBS
纯度	Protein G purified
克隆	单克隆
克隆编号	N64A/36
同种型	IgG1

## 应用

**The Abpromise guarantee**      **Abpromise™**承诺保证使用ab93618于以下的经测试应用

“应用说明”部分下显示的仅为推荐的起始稀释度;实际最佳的稀释度/浓度应由使用者检定。

应用	Ab评论	说明
WB		
IHC-P		
ICC/IF		

### 应用说明

ICC: Use at a concentration of 0.1 - 1 µg/ml.  
ICC/IF: Use at a concentration of 1 - 10 µg/ml.  
IHC-P: Use at a concentration of 0.1 - 1 µg/ml.  
IHC-Fr: Use at a concentration of 0.1 - 1 µg/ml.  
WB: Use at a concentration of 1 - 10 µg/ml. Predicted molecular weight: 100 kDa.

Not yet tested in other applications.  
Optimal dilutions/concentrations should be determined by the end user.

## 靶标

### 功能

Thought to form a receptor-activated non-selective calcium permeant cation channel. Probably is operated by a phosphatidylinositol second messenger system activated by receptor tyrosine kinases or G-protein coupled receptors. Activated by diacylglycerol (DAG) (By similarity). May also be activated by intracellular calcium store depletion.

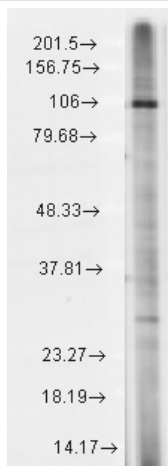
### 序列相似性

Belongs to the transient receptor (TC 1.A.4) family. STrpC subfamily. TRPC7 sub-subfamily. Contains 4 ANK repeats.

### 细胞定位

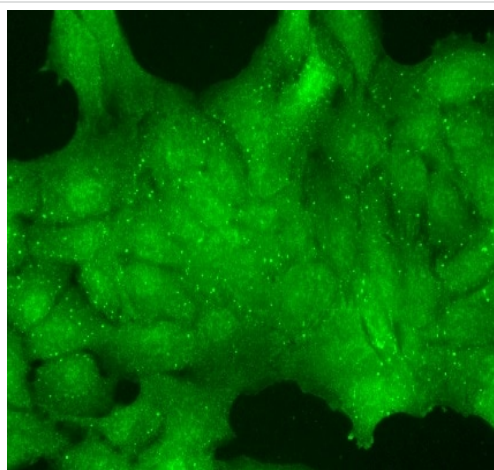
Membrane.

## 图片



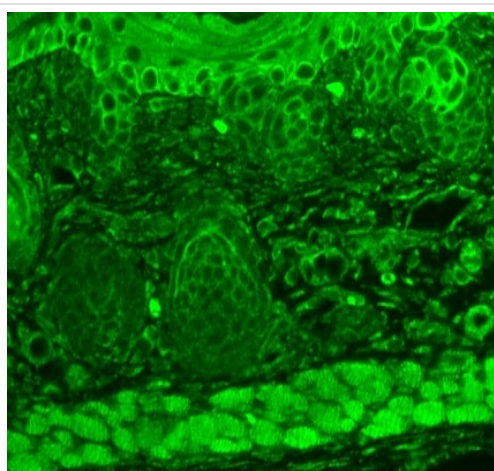
Western blot - Anti-TRP 7 antibody [N64A/36] (ab93618)

Western blot detection of Trp7 in Rat brain membrane lysates using ab93618 at 1:1000 dilution.



Immunocytochemistry/ Immunofluorescence - Anti-TRP 7 antibody [N64A/36] (ab93618)

Cold 100% methanol for 10 minutes at -20°C fixed HaCaT cells labeling TRP 7 (green) using ab93618 at 1/100 dilution for 1 hour at room temperature. FITC Goat anti-mouse (green) was used as the secondary antibody at 1/50 dilution for 1 hour at room temperature. Nuclear staining is observed.



Immunohistochemistry (Formalin/PFA-fixed paraffin-embedded sections) - Anti-TRP 7 antibody [N64A/36] (ab93618)

Bouin's-fixed, paraffin-embedded mouse backskin tissue stained for TRP 7 (green) using ab93618 at 1/100 dilution in immunohistochemical analysis. Goat Anti-Mouse was used as the secondary antibody at 1/50 dilution.

**Please note:** All products are "FOR RESEARCH USE ONLY. NOT FOR USE IN DIAGNOSTIC PROCEDURES"

### **Our Abpromise to you: Quality guaranteed and expert technical support**

---

- Replacement or refund for products not performing as stated on the datasheet
- Valid for 12 months from date of delivery
- Response to your inquiry within 24 hours
- We provide support in Chinese, English, French, German, Japanese and Spanish
- Extensive multi-media technical resources to help you
- We investigate all quality concerns to ensure our products perform to the highest standards

If the product does not perform as described on this datasheet, we will offer a refund or replacement. For full details of the Abpromise, please visit <https://www.abcam.cn/abpromise> or contact our technical team.

### **Terms and conditions**

---

- Guarantee only valid for products bought direct from Abcam or one of our authorized distributors