


### Anti-TRIM24 antibody ab70560

★★★★★ [1 Abreviews](#) [7 References](#) [3 图像](#)

#### 概述

产品名称	Anti-TRIM24抗体
描述	兔多克隆抗体to TRIM24
宿主	Rabbit
经测试应用	适用于: IHC-P, IP, WB
种属反应性	与反应: Mouse, Human 预测可用于: Rat, Rabbit, Horse, Guinea pig, Cow, Dog, Chimpanzee, Rhesus monkey, Gorilla, Chinese hamster, Orangutan 
免疫原	Synthetic peptide within Human TRIM24 aa 700-750. The exact sequence is proprietary. Database link: <a href="#">NP_056989.2</a>
常规说明	<p>The Life Science industry has been in the grips of a reproducibility crisis for a number of years. Abcam is leading the way in addressing this with our range of recombinant monoclonal antibodies and knockout edited cell lines for gold-standard validation. Please check that this product meets your needs before purchasing.</p> <p>If you have any questions, special requirements or concerns, please send us an inquiry and/or contact our Support team ahead of purchase. Recommended alternatives for this product can be found below, along with publications, customer reviews and Q&amp;As</p>

#### 性能

形式	Liquid
存放说明	Shipped at 4°C. Upon delivery aliquot and store at -20°C. Avoid freeze / thaw cycles.
存储溶液	pH: 6.8 Preservative: 0.09% Sodium azide Constituents: 0.1% BSA, Tris buffered saline
纯度	Immunogen affinity purified
克隆	多克隆
同种型	IgG

#### 应用

The Abpromise guarantee

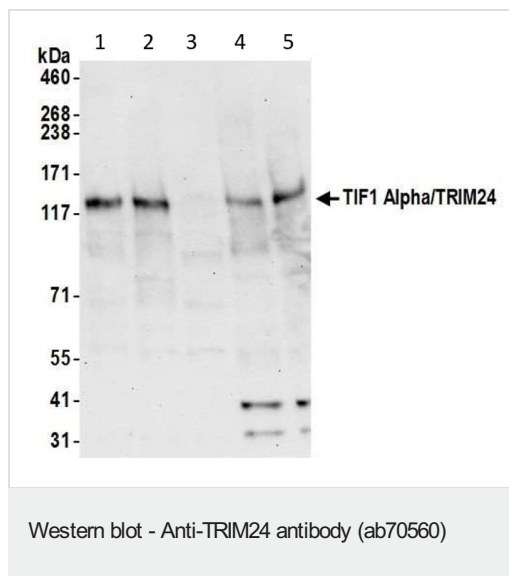
Abpromise™承诺保证使用ab70560于以下的经测试应用

“应用说明”部分 下显示的仅为推荐的起始稀释度;实际最佳的稀释度/浓度应由使用者检定。

应用	Ab评论	说明
IHC-P		1/200.
IP		Use at an assay dependent concentration.
WB		Use a concentration of 0.1 µg/ml. Detects a band of approximately 130 kDa (predicted molecular weight: 116 kDa).

靶标	
功能	Transcriptional coactivator that interacts with numerous nuclear receptors and coactivators and modulates the transcription of target genes. Interacts with chromatin depending on histone H3 modifications, having the highest affinity for histone H3 that is both unmodified at 'Lys-4' (H3K4me0) and acetylated at 'Lys-23' (H3K23ac). Has E3 protein-ubiquitin ligase activity. Promotes ubiquitination and proteasomal degradation of p53/TP53. Plays a role in the regulation of cell proliferation and apoptosis, at least in part via its effects on p53/TP53 levels. Up-regulates ligand-dependent transcription activation by AR, GCR/NR3C1, thyroid hormone receptor (TR) and ESR1. Modulates transcription activation by retinoic acid (RA) receptors, including RARA. Plays a role in regulating retinoic acid-dependent proliferation of hepatocytes.
通路	Protein modification; protein ubiquitination.
疾病相关	Defects in TRIM24 are a cause of thyroid papillary carcinoma (TPC) [MIM:188550]. TPC is a common tumor of the thyroid that typically arises as an irregular, solid or cystic mass from otherwise normal thyroid tissue. Papillary carcinomas are malignant neoplasm characterized by the formation of numerous, irregular, finger-like projections of fibrous stroma that is covered with a surface layer of neoplastic epithelial cells. Note=A chromosomal aberration involving TRIM24/TIF1 is found in thyroid papillary carcinomas. Translocation t(7;10)(q32;q11) with RET. The translocation generates the TRIM24/RET (PTC6) oncogene.
序列相似性	Contains 2 B box-type zinc fingers. Contains 1 bromo domain. Contains 1 PHD-type zinc finger. Contains 1 RING-type zinc finger.
翻译后修饰	Phosphorylated upon DNA damage, probably by ATM or ATR. Sumoylated.
细胞定位	Nucleus. Cytoplasm. Colocalizes with sites of active transcription. Detected both in nucleus and cytoplasm in some breast cancer samples. Predominantly nuclear.

图片



**All lanes :** Anti-TRIM24 antibody (ab70560) at 0.1 µg/ml

**Lane 1 :** HeLa whole cell lysate

**Lane 2 :** HEK293T whole cell lysate

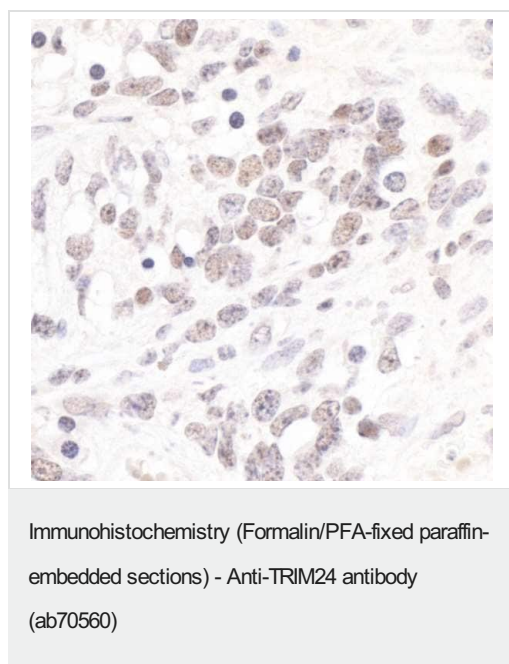
**Lane 3 :** Jurkat whole cell lysate

**Lane 4 :** TCMK-1 whole cell lysate

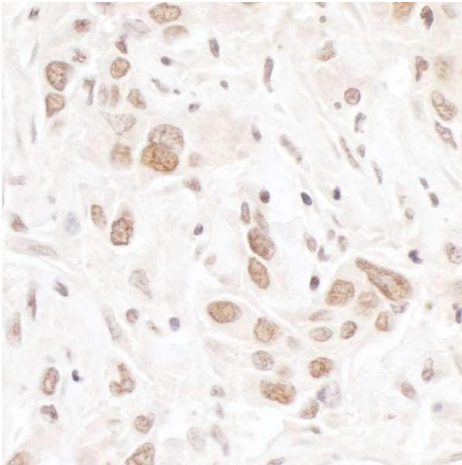
**Lane 5 :** NIH 3T3 whole cell lysate

Lysates/proteins at 50 µg per lane.

**Predicted band size:** 116 kDa



Immunohistochemistry (Formalin/PFA-fixed paraffin-embedded sections) analysis of mouse teratoma tissue labelling TRIM24 with ab70560 at 1/200. Detection: DAB.



Immunohistochemistry (Formalin/PFA-fixed paraffin-embedded sections) analysis of human breast carcinoma tissue labelling TRIM24 with ab70560 at 1/200. Detection: DAB.

Immunohistochemistry (Formalin/PFA-fixed paraffin-embedded sections) - Anti-TRIM24 antibody (ab70560)

**Please note:** All products are "FOR RESEARCH USE ONLY. NOT FOR USE IN DIAGNOSTIC PROCEDURES"

### Our Abpromise to you: Quality guaranteed and expert technical support

---

- Replacement or refund for products not performing as stated on the datasheet
- Valid for 12 months from date of delivery
- Response to your inquiry within 24 hours
- We provide support in Chinese, English, French, German, Japanese and Spanish
- Extensive multi-media technical resources to help you
- We investigate all quality concerns to ensure our products perform to the highest standards

If the product does not perform as described on this datasheet, we will offer a refund or replacement. For full details of the Abpromise, please visit <https://www.abcam.cn/abpromise> or contact our technical team.

### Terms and conditions

---

- Guarantee only valid for products bought direct from Abcam or one of our authorized distributors