

Anti-TRA2A antibody ab72625

★★★★★ [1 Abreviews](#) [2 References](#) [4 图像](#)

概述

产品名称	Anti-TRA2A抗体
描述	兔多克隆抗体to TRA2A
宿主	Rabbit
经测试应用	适用于: WB, IHC-P, ICC/IF
种属反应性	与反应: Human
免疫原	A synthesized peptide derived from an internal region of human TRA2A.
常规说明	<p>The Life Science industry has been in the grips of a reproducibility crisis for a number of years. Abcam is leading the way in addressing this with our range of recombinant monoclonal antibodies and knockout edited cell lines for gold-standard validation. Please check that this product meets your needs before purchasing.</p> <p>If you have any questions, special requirements or concerns, please send us an inquiry and/or contact our Support team ahead of purchase. Recommended alternatives for this product can be found below, along with publications, customer reviews and Q&As</p>

性能

形式	Liquid
存放说明	Shipped at 4°C. Upon delivery aliquot and store at -20°C. Avoid freeze / thaw cycles.
存储溶液	pH: 7.40 Preservative: 0.02% Sodium azide Constituents: 50% Glycerol (glycerin, glycerine), 0.87% Sodium chloride, PBS
纯度	Immunogen affinity purified
纯化说明	The antibody was affinity-purified from rabbit antiserum by affinity-chromatography using epitope-specific immunogen.
克隆	多克隆
同种型	IgG

应用

The Abpromise guarantee

Abpromise™ 承诺保证使用ab72625于以下的经测试应用

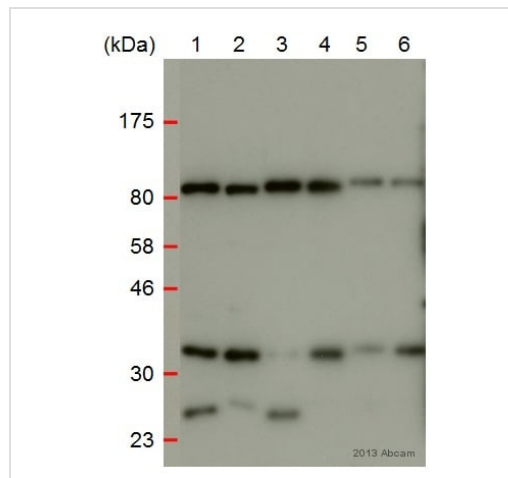
“应用说明”部分 下显示的仅为推荐的起始稀释度;实际最佳的稀释度/浓度应由使用者检定。

应用	Ab评论	说明
WB	★★★★★ (1)	1/500 - 1/1000. Detects a band of approximately 27, 33, 44 kDa (predicted molecular weight: 33 kDa).
IHC-P		Use at an assay dependent concentration.
ICC/IF		1/500 - 1/1000.

靶标

功能	Sequence-specific RNA-binding protein which participates in the control of pre-mRNA splicing.
序列相似性	Belongs to the splicing factor SR family. Contains 1 RRM (RNA recognition motif) domain.
翻译后修饰	Phosphorylated in the RS domains.
细胞定位	Nucleus.

图片



Western blot - Anti-TRA2A antibody (ab72625)
This image is courtesy of an anonymous Abreview

All lanes : Anti-TRA2A antibody (ab72625) at 1/250 dilution

Lanes 1 & 3 & 5 : 293T whole cell lysate

Lanes 2 & 4 & 6 : Mouse ES (129Sv) whole cell lysate

Lysates/proteins at 5 µg per lane.

Secondary

All lanes : HRP-conjugated Donkey anti-rabbit IgG polyclonal at 1/5000 dilution

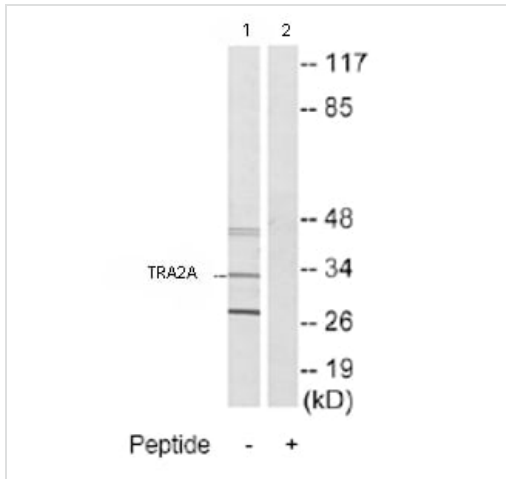
Performed under reducing conditions.

Predicted band size: 33 kDa

Observed band size: 33 kDa

Additional bands at: 27 kDa (possible non-specific binding), 85 kDa (possible non-specific binding)

Exposure time: 1 minute



Western blot - Anti-TRA2A antibody (ab72625)

All lanes : Anti-TRA2A antibody (ab72625) at 1/500 dilution

Lane 1 : Extracts from HUVEC cells

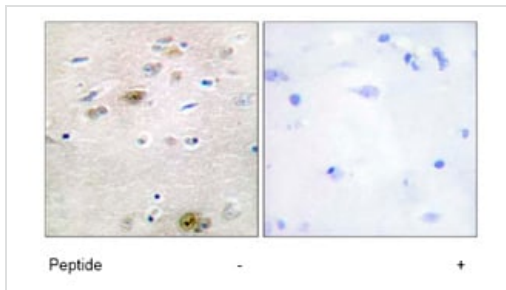
Lane 2 : Extracts from HUVEC cells plus 5µg immunizing peptide

Lysates/proteins at 5 µg per lane.

Predicted band size: 33 kDa

Observed band size: 33 kDa

Additional bands at: 27 kDa, 44 kDa. We are unsure as to the identity of these extra bands.




Immunohistochemistry (Formalin/PFA-fixed paraffin-embedded sections) - Anti-TRA2A antibody (ab72625)

Immunohistochemistry analysis of paraffin-embedded human brain tissue using ab72625 at 1:50 dilution.

Left image un-treated.

Right image treated with immunizing peptide.



Immunocytochemistry/ Immunofluorescence - Anti-TRA2A antibody (ab72625)

Immunofluorescence analysis of HeLa cells using ab72625 at a 1:500 dilution.

Left image un-treated.

Right image treated with immunizing peptide.

Please note: All products are "FOR RESEARCH USE ONLY. NOT FOR USE IN DIAGNOSTIC PROCEDURES"

Our Promise to you: Quality guaranteed and expert technical support

- Replacement or refund for products not performing as stated on the datasheet

- Valid for 12 months from date of delivery
- Response to your inquiry within 24 hours

- We provide support in Chinese, English, French, German, Japanese and Spanish
- Extensive multi-media technical resources to help you
- We investigate all quality concerns to ensure our products perform to the highest standards

If the product does not perform as described on this datasheet, we will offer a refund or replacement. For full details of the Abpromise, please visit <https://www.abcam.cn/abpromise> or contact our technical team.

Terms and conditions

- Guarantee only valid for products bought direct from Abcam or one of our authorized distributors