


Anti-TR150 antibody ab71985

[2 References](#) [2 图像](#)

概述

产品名称	Anti-TR150抗体
描述	兔多克隆抗体to TR150
宿主	Rabbit
经测试应用	适用于: WB, IHC-P
种属反应性	与反应: Human, Chimpanzee 预测可用于: Horse, Cow, Dog, Monkey 
免疫原	Synthetic peptide: E EGEIEDDESG TENREEKDNI QPTTE , corresponding to amino acids 930-955 of Human TR150. (NP_005110). Run BLAST with Run BLAST with
阳性对照	HeLa cell lysate, human colon tissue.
常规说明	<p>The Life Science industry has been in the grips of a reproducibility crisis for a number of years. Abcam is leading the way in addressing this with our range of recombinant monoclonal antibodies and knockout edited cell lines for gold-standard validation. Please check that this product meets your needs before purchasing.</p> <p>If you have any questions, special requirements or concerns, please send us an inquiry and/or contact our Support team ahead of purchase. Recommended alternatives for this product can be found below, along with publications, customer reviews and Q&As</p>

性能

形式	Liquid
存放说明	Shipped at 4°C. Store at +4°C short term (1-2 weeks). Upon delivery aliquot. Store at -20°C or -80°C. Avoid freeze / thaw cycle.
存储溶液	pH: 7.4 Preservative: 0.05% Sodium azide Constituents: PBS, 0.05% BSA
纯度	Immunogen affinity purified
克隆	多克隆
同种型	IgG

应用

The Abpromise guarantee **Abpromise™** 承诺保证使用 ab71985 于以下的经测试应用

“应用说明”部分 下显示的仅为推荐的起始稀释度;实际最佳的稀释度/浓度应由使用者检定。

应用	Ab评论	说明
WB		
IHC-P		

应用说明

IHC-P: Use at a concentration of 10 µg/ml.

WB: Use at a concentration of 0.1 - 1 µg/ml. Detects multiple bands of 140,109,60 and 40 kDa (predicted molecular weight: 109 kDa).

Not yet tested in other applications.

Optimal dilutions/concentrations should be determined by the end user.

靶标

功能

Plays a role in transcriptional coactivation.

组织特异性

Ubiquitous.

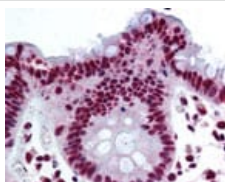
翻译后修饰

Phosphorylated upon DNA damage, probably by ATM or ATR.

细胞定位


Nucleus.

图片



Paraffin embedded human colon tissue immunostained with ab71985 at 10 µg/ml.

Immunohistochemistry (Formalin/PFA-fixed paraffin-embedded sections) - Anti-TR150 antibody (ab71985)



All lanes : Anti-TR150 antibody (ab71985) at 0.1 µg/ml

Lane 1 : HeLa cell lysate

Lane 2 : HeLa cell lysate with immunising peptide

Predicted band size: 109 kDa

Observed band size: 109 kDa

Additional bands at: 140 kDa, 40 kDa, 60 kDa. We are unsure as to the identity of these extra bands.

Please note: All products are "FOR RESEARCH USE ONLY. NOT FOR USE IN DIAGNOSTIC PROCEDURES"

Our Abpromise to you: Quality guaranteed and expert technical support

- Replacement or refund for products not performing as stated on the datasheet
- Valid for 12 months from date of delivery
- Response to your inquiry within 24 hours
- We provide support in Chinese, English, French, German, Japanese and Spanish
- Extensive multi-media technical resources to help you
- We investigate all quality concerns to ensure our products perform to the highest standards

If the product does not perform as described on this datasheet, we will offer a refund or replacement. For full details of the Abpromise, please visit <https://www.abcam.cn/abpromise> or contact our technical team.

Terms and conditions

- Guarantee only valid for products bought direct from Abcam or one of our authorized distributors