


Anti-TNF alpha antibody ab66579

★★★★★ [10 Abreviews](#) [128 References](#) [2 图像](#)

概述

产品名称	Anti-TNF alpha抗体
描述	兔多克隆抗体to TNF alpha
宿主	Rabbit
特异性	Ab66579 has been batch tested in Western Blot using LPS stimulated lysates. Abcam does not recommend this product for use in IHC. Please contact Abcam Scientific Support for more information.
经测试应用	适用于: WB, ICC/IF
种属反应性	与反应: Mouse, Human 预测可用于: Rat, Cat, Chimpanzee, Baboon 
免疫原	Synthetic peptide corresponding to Human TNF alpha aa 1-100 conjugated to keyhole limpet haemocyanin. (Peptide available as ab66578)
阳性对照	This antibody gave a positive signal in the following LPS stimulated lysates: THP1, RAW 264.7 ICC/IF: PMA/Befreldin/LPS treated RAW 264.7 cell line.
常规说明	<p>The Life Science industry has been in the grips of a reproducibility crisis for a number of years. Abcam is leading the way in addressing this with our range of recombinant monoclonal antibodies and knockout edited cell lines for gold-standard validation. Please check that this product meets your needs before purchasing.</p> <p>If you have any questions, special requirements or concerns, please send us an inquiry and/or contact our Support team ahead of purchase. Recommended alternatives for this product can be found below, along with publications, customer reviews and Q&As</p>

性能

形式	Liquid
存放说明	Shipped at 4°C. Store at +4°C short term (1-2 weeks). Upon delivery aliquot. Store at -20°C or -80°C. Avoid freeze / thaw cycle.
存储溶液	pH: 7.40 Preservative: 0.02% Sodium azide Constituent: PBS

Batches of this product that have a concentration < 1mg/ml may have BSA added as a stabilising agent. If you would like information about the formulation of a specific lot, please contact our scientific support team who will be happy to help.

纯度 Immunogen affinity purified
克隆 多克隆
同种型 IgG

应用

The Abpromise guarantee **Abpromise™** 承诺保证使用ab66579于以下的经测试应用

“应用说明”部分 下显示的仅为推荐的起始稀释度;实际最佳的稀释度/浓度应由使用者检定。

应用	Ab评论	说明
WB	★★★★☆ (5)	Use a concentration of 1 µg/ml. Detects a band of approximately 26 kDa (predicted molecular weight: 25 kDa). Abcam recommends using 3% Milk as the blocking agent.
ICC/IF	★★★★☆ (2)	Use a concentration of 1 µg/ml.

靶标

功能 Cytokine that binds to TNFRSF1A/TNFR1 and TNFRSF1B/TNFR. It is mainly secreted by macrophages and can induce cell death of certain tumor cell lines. It is potent pyrogen causing fever by direct action or by stimulation of interleukin-1 secretion and is implicated in the induction of cachexia, Under certain conditions it can stimulate cell proliferation and induce cell differentiation.

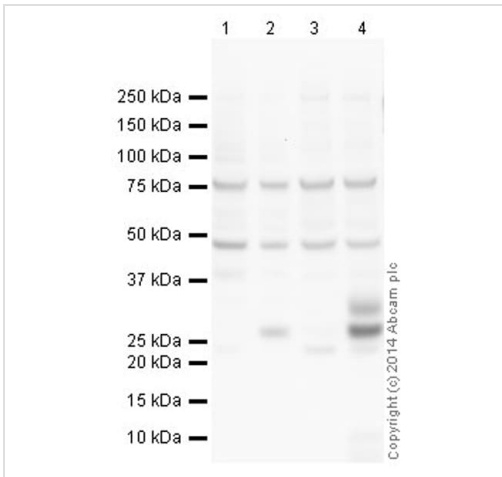
疾病相关 Genetic variations in TNF are a cause of susceptibility psoriatic arthritis (PSORAS) [MIM:607507]. PSORAS is an inflammatory, seronegative arthritis associated with psoriasis. It is a heterogeneous disorder ranging from a mild, non-destructive disease to a severe, progressive, erosive arthropathy. Five types of psoriatic arthritis have been defined: asymmetrical oligoarthritis characterized by primary involvement of the small joints of the fingers or toes; asymmetrical arthritis which involves the joints of the extremities; symmetrical polyarthritis characterized by a rheumatoidlike pattern that can involve hands, wrists, ankles, and feet; arthritis mutilans, which is a rare but deforming and destructive condition; arthritis of the sacroiliac joints and spine (psoriatic spondylitis).

序列相似性 Belongs to the tumor necrosis factor family.

翻译后修饰 The soluble form derives from the membrane form by proteolytic processing.
The membrane form, but not the soluble form, is phosphorylated on serine residues.
Dephosphorylation of the membrane form occurs by binding to soluble TNFRSF1A/TNFR1.
O-glycosylated; glycans contain galactose, N-acetylgalactosamine and N-acetylneuraminic acid.

细胞定位 Secreted and Cell membrane.

图片



Western blot - Anti-TNF alpha antibody (ab66579)

All lanes : Anti-TNF alpha antibody (ab66579) at 1 µg/ml

Lane 1 : THP1 cells treated with PMA (negative control)

Lane 2 : THP1 cells treated with PMA+LPS+Brefeldin A

Lane 3 : Raw264.7 cells treated with PMA (negative control)

Lane 4 : Raw264.7 cells treated with PMA+LPS+Brefeldin A

Lysates/proteins at 20 µg per lane.

Secondary

All lanes : Goat Anti-Rabbit IgG H&L (HRP) (**ab97051**) at 1/10000 dilution

Performed under reducing conditions.

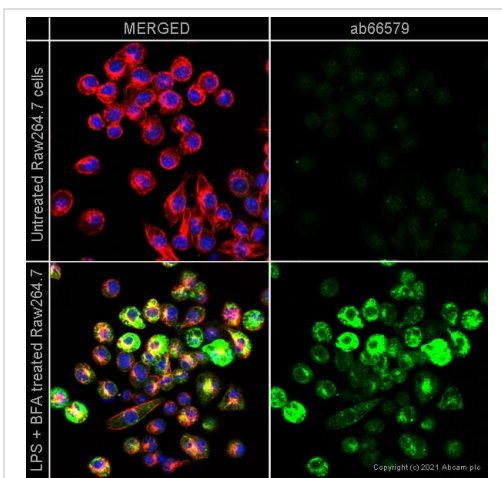
Predicted band size: 25 kDa

Observed band size: 26 kDa

Additional bands at: 28 kDa (possible glycosylated form), 50 kDa, 75 kDa. We are unsure as to the identity of these extra bands.

Exposure time: 2 minutes

Mature THP-1 and Raw264.7 cells were treated with LPS (1 µg/ml) for 6 hours to stimulate production of TNF alpha. Brefeldin A (300 ng/ml) was added in the final 3 hours of incubation to inhibit golgi traffic.



Immunocytochemistry/ Immunofluorescence - Anti-TNF alpha antibody (ab66579)

ab66579 staining TNF alpha in Raw264.7 cells. The cells were treated with LPS for 7 hours and Brefeldin A (**ab120299**) for the final 3 hours. The cells were fixed with 100% methanol (5 min), permeabilized with 0.1% PBS-Tween for 5 minutes and then blocked with 1% BSA/10% normal goat serum/0.3M glycine in 0.1% PBS-Tween for 1h. The cells were then incubated overnight at 4°C with ab66579 at 1µg/ml and **ab7291**, Mouse monoclonal [DM1A] to alpha Tubulin - Loading Control. Cells were then incubated with **ab150081**, Goat polyclonal Secondary Antibody to Rabbit IgG - H&L (Alexa Fluor® 488), pre-adsorbed at 1/1000 dilution (shown in green) and **ab150120**, Goat polyclonal Secondary Antibody to Mouse IgG - H&L (Alexa Fluor® 594), pre-adsorbed at 1/1000 dilution (shown in pseudocolour red). Nuclear DNA was labelled with DAPI (shown in blue).

Also suitable in cells fixed with 4% paraformaldehyde (10 min).

Image was acquired with a confocal microscope (Leica-Microsystems TCS SP8) and a single confocal section is shown.

Please note: All products are "FOR RESEARCH USE ONLY. NOT FOR USE IN DIAGNOSTIC PROCEDURES"

Our Abpromise to you: Quality guaranteed and expert technical support

- Replacement or refund for products not performing as stated on the datasheet
- Valid for 12 months from date of delivery
- Response to your inquiry within 24 hours

- We provide support in Chinese, English, French, German, Japanese and Spanish
- Extensive multi-media technical resources to help you
- We investigate all quality concerns to ensure our products perform to the highest standards

If the product does not perform as described on this datasheet, we will offer a refund or replacement. For full details of the Abpromise, please visit <https://www.abcam.cn/abpromise> or contact our technical team.

Terms and conditions

- Guarantee only valid for products bought direct from Abcam or one of our authorized distributors