


Anti-TMPRSS5 antibody ab111695

3 图像

概述	
产品名称	Anti-TMPRSS5抗体
描述	兔多克隆抗体to TMPRSS5
宿主	Rabbit
经测试应用	适用于: WB, IHC-P, ICC/IF
种属反应性	与反应: Human 预测可用于: Mouse, Rat 
免疫原	Recombinant fragment, corresponding to a region within amino acids 175-402 of Human TMPRSS5 (AA121804).
阳性对照	MCF7 cells and whole cell lysate; U373 xenograft tissue.
常规说明	<p>The Life Science industry has been in the grips of a reproducibility crisis for a number of years. Abcam is leading the way in addressing this with our range of recombinant monoclonal antibodies and knockout edited cell lines for gold-standard validation. Please check that this product meets your needs before purchasing.</p> <p>If you have any questions, special requirements or concerns, please send us an inquiry and/or contact our Support team ahead of purchase. Recommended alternatives for this product can be found below, along with publications, customer reviews and Q&As</p>
性能	
形式	Liquid
存放说明	Shipped at 4°C. Upon delivery aliquot and store at -20°C or -80°C. Avoid repeated freeze / thaw cycles.
存储溶液	pH: 7.00 Preservative: 0.01% Thimerosal (merthiolate) Constituents: 1.21% Tris, 0.75% Glycine, 20% Glycerol (glycerin, glycerine)
纯度	Immunogen affinity purified
克隆	多克隆
同种型	IgG
应用	

The Abpromise guarantee

Abpromise™ 承诺保证使用 ab111695 于以下的经测试应用

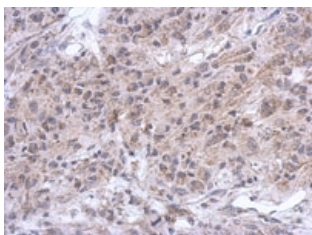
“应用说明”部分 下显示的仅为推荐的起始稀释度;实际最佳的稀释度/浓度应由使用者检定。

应用	Ab 评论	说明
WB		1/500 - 1/3000. Predicted molecular weight: 46 kDa.
IHC-P		1/100 - 1/500. Perform heat mediated antigen retrieval with citrate buffer pH 6 before commencing with IHC staining protocol.
ICC/IF		1/100 - 1/500.

靶标

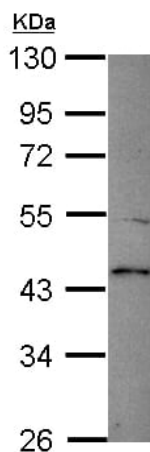
功能	May play a role in hearing.
组织特异性	Brain-specific. Predominantly expressed in neurons, in their axons, and at the synapses of motoneurons in the spinal cord.
疾病相关	Note=Defects in TMPRSS5 may be a cause of deafness.
序列相似性	Belongs to the peptidase S1 family. Contains 1 peptidase S1 domain. Contains 1 SRCR domain.
细胞定位	Cell membrane.

图片



ab111695 at 1/500 dilution staining TMPRSS5 in Formalin-fixed, paraffin-embedded U373 xenograft tissue by Immunohistochemistry.

Immunohistochemistry (Formalin/PFA-fixed paraffin-embedded sections) - Anti-TMPRSS5 antibody (ab111695)

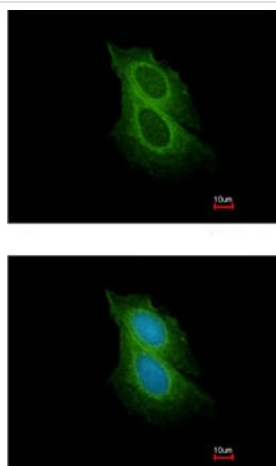


Western blot - Anti-TMPRSS5 antibody (ab111695)

Anti-TMPRSS5 antibody (ab111695) at 1/1000 dilution + MCF7 whole cell lysate at 30 µg

Predicted band size: 46 kDa

10% SDS-PAGE.



Immunocytochemistry/ Immunofluorescence - Anti-TMPRSS5 antibody (ab111695)

ab111695 at 1/200 dilution staining TMPRSS5 in methanol-fixed MCF7 cells by Immunofluorescence. Lower image shows cells co-stained with Hoechst 33342.

Please note: All products are "FOR RESEARCH USE ONLY. NOT FOR USE IN DIAGNOSTIC PROCEDURES"

Our Abpromise to you: Quality guaranteed and expert technical support

- Replacement or refund for products not performing as stated on the datasheet
- Valid for 12 months from date of delivery
- Response to your inquiry within 24 hours

- We provide support in Chinese, English, French, German, Japanese and Spanish
- Extensive multi-media technical resources to help you
- We investigate all quality concerns to ensure our products perform to the highest standards

If the product does not perform as described on this datasheet, we will offer a refund or replacement. For full details of the Abpromise, please visit <https://www.abcam.cn/abpromise> or contact our technical team.

Terms and conditions

- Guarantee only valid for products bought direct from Abcam or one of our authorized distributors