

Anti-TMEM147 antibody ab97624

4 图像

概述

产品名称	Anti-TMEM147抗体
描述	兔多克隆抗体to TMEM147
宿主	Rabbit
经测试应用	适用于: WB, IHC-P, ICC/IF
种属反应性	与反应: Mouse, Human 预测可用于: Rat, Cow, Zebrafish 
免疫原	Synthetic peptide corresponding to a region within amino acids 87 and 101 of Human TMEM147.
阳性对照	WB: Raji or NIH 3T3 cell lysate; ICC/IF: A431 cells; IHC-P: NCI-N87 xenograft.
常规说明	<p>The Life Science industry has been in the grips of a reproducibility crisis for a number of years. Abcam is leading the way in addressing this with our range of recombinant monoclonal antibodies and knockout edited cell lines for gold-standard validation. Please check that this product meets your needs before purchasing.</p> <p>If you have any questions, special requirements or concerns, please send us an inquiry and/or contact our Support team ahead of purchase. Recommended alternatives for this product can be found below, along with publications, customer reviews and Q&As</p>

性能

形式	Liquid
存放说明	Shipped at 4°C. Upon delivery aliquot and store at -20°C or -80°C. Avoid repeated freeze / thaw cycles.
存储溶液	pH: 7.00 Preservative: 0.01% Thimerosal (merthiolate) Constituents: 1.21% Tris, 0.75% Glycine, 10% Glycerol (glycerin, glycerine)
纯度	Immunogen affinity purified
克隆	多克隆
同种型	IgG

应用

The Abpromise guarantee **Abpromise™**承诺保证使用ab97624于以下的经测试应用

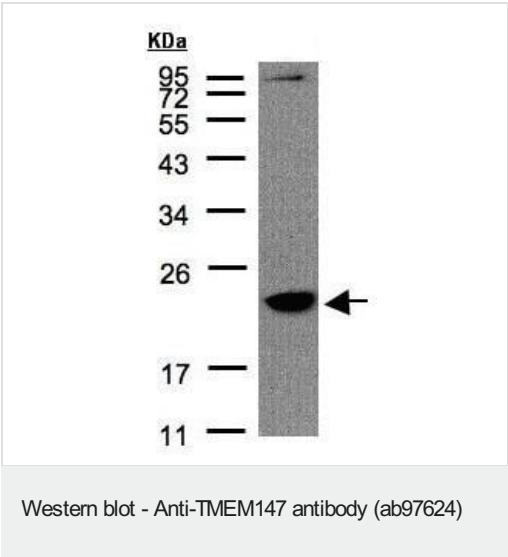
“应用说明”部分 下显示的仅为推荐的起始稀释度;实际最佳的稀释度/浓度应由使用者检定。

应用	Ab评论	说明
WB		1/500 - 1/3000. Predicted molecular weight: 25 kDa.
IHC-P		1/100 - 1/500.
ICC/IF		1/100 - 1/200.

靶标

细胞定位 Endoplasmic reticulum membrane.


图片



Anti-TMEM147 antibody (ab97624) at 1/1500 dilution + Raji whole cell lysate at 30 µg

Predicted band size: 25 kDa

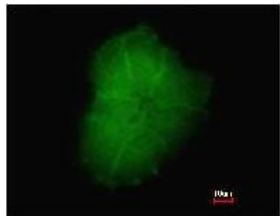
12% SDS PAGE



Anti-TMEM147 antibody (ab97624) at 1/1000 dilution + NIH 3T3 whole cell lysate at 30 µg

Predicted band size: 25 kDa

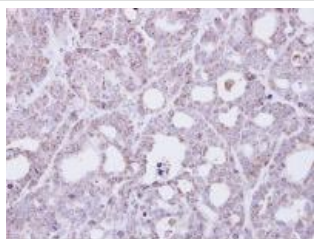
12% SDS PAGE



1/200 ab97624 staining TMEM147 in paraformaldehyde-fixed A431 cells by immunofluorescence.

The lower image was co-stained with Hoechst 33342.

Immunocytochemistry/ Immunofluorescence - Anti-TMEM147 antibody (ab97624)



1/500 ab97624 staining TMEM147 in paraffin-embedded NCI-N87 xenograft by immunohistochemistry.

Immunohistochemistry (Formalin/PFA-fixed paraffin-embedded sections) - Anti-TMEM147 antibody (ab97624)

Please note: All products are "FOR RESEARCH USE ONLY. NOT FOR USE IN DIAGNOSTIC PROCEDURES"

Our Abpromise to you: Quality guaranteed and expert technical support

- Replacement or refund for products not performing as stated on the datasheet
- Valid for 12 months from date of delivery
- Response to your inquiry within 24 hours
- We provide support in Chinese, English, French, German, Japanese and Spanish
- Extensive multi-media technical resources to help you
- We investigate all quality concerns to ensure our products perform to the highest standards

If the product does not perform as described on this datasheet, we will offer a refund or replacement. For full details of the Abpromise, please visit <https://www.abcam.cn/abpromise> or contact our technical team.

Terms and conditions

- Guarantee only valid for products bought direct from Abcam or one of our authorized distributors